



**Welcome
to class**

T.


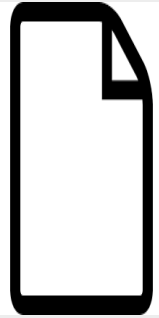
WE CAN!

1



Unit 3

workbook

Pages 57 , 58



READY?



1 Listen, point, and practice. Trace.



Yes, I am.
I have a
new laptop.
Look!

Are you happy?



What's the matter?



I'm thirsty and my
friend is hungry.

2 Write.

Are you and your friend hungry and thirsty?

Yes, we are.



1 Listen and circle *T* or *F*.

1. He's not happy. T F



2. He's hungry. T F

3. He's sleepy. T F



4. She's not angry. T F



5. She's happy. T F



6. She's scared. T F



2

Write answers. Use *I, we, he, or she*.

1. Are you and your friend thirsty?

Yes, we are. OR No, we aren't.

2. Is your friend happy today?

Yes, he is.

3. Are you angry?



NO, I am not.

4. Are you and your friend sleepy?



No, we are not.

workbook

Pages 59 , 60



READY?





1 Listen and chant. Trace.



Are you hungry? Are you thirsty?



Are you happy? Are you sad?



What's the matter? What's the matter?



They're all hungry, they're all sad!

Who is angry? Who is scared?



She is angry and she's scared.



Who is sleepy? Who is bored?



He is sleepy and he's bored.



What's the matter?

What's the matter?

We're all happy, we're all well!

2 Circle the word and write the sentence. Begin with a CAPITAL letter and end with a full stop (.).

1. these are watches These are watches.
2. the boys are happy The boys are happy.

1 Listen and practice. Write.

ten happy parrot big and hungry good

This is Ken. He is
ten. He is a very
happy boy.



This is his Parrot.
His name is Tim. Tim is
big and fat. He is
blue and orange, and
he is hungry all the time.
Ken and Tim are good
friends.



2

Write the questions again and answer. Begin with a CAPITAL letter and use a question mark (?).

1. what's your name

What's your name ?

My name is

2. how old are you

How old are you ?

I'm 10 years old.


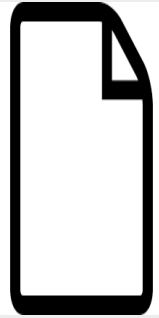
3. are you happy or sad

Are you happy or sad ?



I am happy.

workbook

Pages 61 , 62



READY?



1

Listen and practice. Color and write *These* or *Those*.



These skirts are blue.



Those trousers are blue.



These T-shirts are white.



Those glasses are brown.



Those caps are green.



These shoes are red.

2 Find and write the words.

cap hat shoes green skirt red glasses white trousers

1. cap

2. hat

3. shoes

4. green

5. skirt

6. red

7. glasses

8. white

9. trousers

1 Listen and practice. Trace.



Ken's Diary

I'm happy today! My friend, Pete, is here for the day! We have many toys and games to play!

We are in my room. My new laptop is on the desk.

All our computer games are on the desk too!

2 Write *in* or *on*.



My sock is on the bed. The ring is in the box.

3 Answer the questions. Use *in* or *on*.



Where are your books? They're in my bag./ on my desk

Where is your pen? It's In my bag .



Where are your notebooks? On my desk .

workbook

Pages 63 , 64



READY?





1 Listen and check ✓. Then write.

1. b p

b all



2. b p

p uppet



3. v f

v ase



4. v f

f ace



5. sh ch

sh ip

3

6. sh ch

ch eese



7. th th

th is



8. th th

th ree



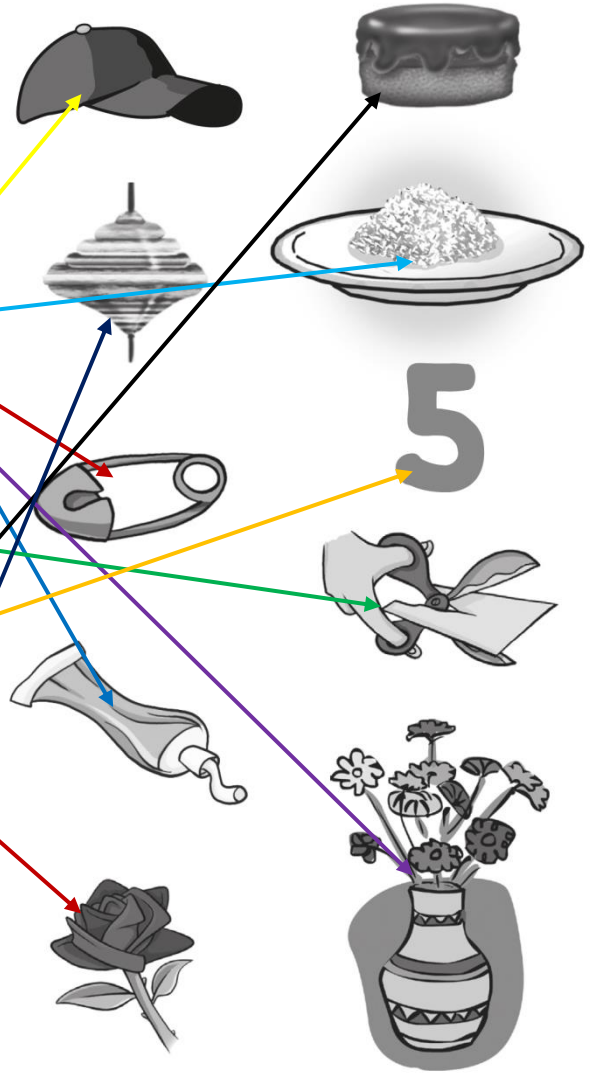
2 Say and check ✓ LONG or SHORT sound.

	ship	sheep	sea	sit	speak	week
LONG		✓			✓	✓
SHORT	✓		✓	✓		

1 Listen and circle the word. Then match.



- 1. pin pine nine
- 2. van vase save
- 3. cube tub tube
- 4. rice ring nice
- 5. cut cute cat
- 6. tap cap tape
- 7. rope rice rose
- 8. five fine fin
- 9. tape cake make
- 10. rope tape top



5

2 Circle the word and write the sentence. Begin with a CAPITAL letter and end with a full stop (.).



1. jimishappy **Jim is happy.**
2. helikesmath **He likes math.**

