

Design Buy Build

M A G A Z I N E

Issue 39 2019

www.designbuybuild.co.uk

Self Builders



Property Developers



Architects



Interior Designers



Simonswood

An external upgrade to this large property increasing its kerb appeal by utilising an innovative design approach, within budget and on time.



Fistral House

Fistral House is an award-winning development perched on Newquay's Pentire Peninsula overlooking the world-renowned Fistral Beach.



Up There !

ESPACE VITAL architecture is proud to announce the completion of a new residence located in the Township of Potton.




FIBRE CEMENT SLATES

The charm of a natural slate roof with all the economical, functional and environmentally friendly attributes of modern slate technology. Request a sample at eternit.co.uk



RIVENDALE

Finely detailed surface and dressed edges that reproduce the attractive appearance of natural slate



BIRKDALE

Smooth surface and dressed edges offer a traditional and pleasing look



GARSDALE

Detailed surface and square edge closely resembles natural slate



THRUTONE

Smooth surface and square cut edges give a low profile slate at an economical price

Eternit

etex

Issue Highlights

- 08-10 Creek House - AR Design Studio**
The clients, passionate about design and longstanding active members of the community, came to AR Design Studio in 2015 with a vision for their life-time home in the village.
- 18-19 Fistril House - CSA Architects**
An award-winning development perched on Newquay's Pentire Peninsula, overlooking the world-renowned Fistril Beach with breathtaking views of the Atlantic Ocean.
- 26-28 Up There! - ESPACE VITAL Architecture**
Perched up high near the edge of a steep slope, this contemporary dwelling creates a contrast and a duality between opaque areas hidden from sight and living areas bathed in light.
- 34-35 Trivselhus And Ideal Standard**
Consumers now not only want new homes that are beautifully designed, they expect properties to be energy efficient and to have no negative impact on the environment.
- 40-42 Woodlands Edge**
Solar panels and electric car charging points come as standard with every home in Woodlands Edge, the eco-housing development.
- 52-54 Simonswood. Crowthorne, Berkshire.**
An external upgrade to this large property increasing its kerb appeal by utilising an innovative integrated design approach.
- 56-57 A warm-modern townhouse in North London**
Perseverance and determination to find a plot in the much-loved area of north London resulted in this warm, modern family self-build.
- 74-78 How To Light Your Home In Style**
Lighting can make or break an interior scheme, but it's often only considered as an after thought once the more obvious elements of a room design have been put together.
- 84-86 Sherwood Painted Shaker Kitchen, from Raycross Interiors**
Leading British furniture designer and maker, Daval celebrate one of its appointed UK design studios.
- 92-94 Bungalow Refurbishment Project - Lyson Architecture**
The original property was a tired 1960's bungalow with had been relatively untouched from its original layout.
- 100-101 Canoe Lake Leisure Tennis Pavilion**
The vision was to create a truly public building as part of a substantial regeneration project for Southsea Common.

Products & Services

- 11-33** Editors Choice
- 36-37** Bathrooms & Wetrooms
- 38** Bricks & Concrete
- 39** Coatings, Sealants & Paints
- 43-49** Doors, Windows & Fittings
- 50-51** Drainage & Plumbing
- 55** Floors & Flooring
- 58-66** Heating, Ventilation & Insulation
- 67-69** Home Automation
- 69-87** Interiors & Interior Design
- 88-91** Kitchens
- 95-99** Landscaping & External Works
- 102** Lifts, Stairs & Balustrades
- 103** Pumps
- 104-109** Roofing, Cladding & Facades
- 110-112** Safety, Security & Fire Protection
- 113-115** Timber & Timber Frame

Cover Photo



08

Creek House

Photography: Martin Gardner

Design Buy Build - www.designbuybuild.co.uk

Editor in Chief
Antony Holter
antony@designbuybuild.co.uk
01304 806 039

Editor
Fiona Medows
fiona@designbuybuild.co.uk
01304 806 039

Sales Director
Rebecca Charlesworth
rebecca@designbuybuild.co.uk
01227 936 973

Studio Director
James Sayer
james@mhmagazine.co.uk

Business Manager
Josh Holmes
josh@mhmagazine.co.uk

Publishing Director
Martin Holmes
martin@mhmagazine.co.uk
01304 806 039

Sales Support Executive
Nicky Wilson
nicky@designbuybuild.co.uk
01304 806 039

Digital Manager
Jamie Bullock
jamie@mhmagazine.co.uk
01227 936971



Published by:
MH Media Global Ltd
Office 15, Second Floor,
Innovation House, Discovery Park,
Ramsgate Road, Sandwich,
Kent, Ct13 9FD

Tel: 01304 806 039

© MH Media Global

Removing Brexit uncertainty won't resolve housing market issues

Released today, the BSA's quarterly Property Tracker survey reveals that house prices are of greater importance than Brexit when it comes to housing market sentiment. Respondents who disagreed that 'now is a good time to buy' were asked what would change their mind: over a third (34%) said a correction in house prices. Comparatively, 27% said 'the UK reaching an agreement with the EU' would make them more positive, and just 11% said a 'no deal' scenario would make them more positive.

Sentiment towards the housing market has been negative for over two-years, but improved in June. When asked 'is now a good time to buy a property in the UK', those who disagree has outnumbered those who agree in every quarter since June 2017. Today's results show that 23% agreed that now is a good time to buy, 28% disagreed. This is slightly less negative than in March when a third (33%) disagreed

Almost a third (31%) of people expect house prices to increase in the next year. Less than a quarter (24%) think prices will fall. This could be due to fewer properties coming onto the market following the EU referendum, adding support to prices.

Higher property prices will make saving for a deposit even more difficult for aspiring first-time buyers. 'Raising a deposit' has been the single biggest barrier to home ownership for nearly a decade. In today's results 64% of people said raising a deposit was the biggest barrier.

The UK's best new homes - houses in the running for RIBA House of the Year 2019

The Royal Institute of British Architects (RIBA) has today (27 June 2019) announced the longlist for the 2019 RIBA House of the Year.

Among the 20 projects in the running to win the UK's most prestigious award for a new house or extension are a:

- Cork-built home in the grounds of a listed mill in Berkshire (Cork House)
- Highly-sustainable self-build Passivhaus in East Sussex (Hill House Passivhaus)
- New home occupying the footprint of two garages in Kensington, London (Earl's Court house)
- Converted Arts and Crafts stable block in Llanhennock (Silver How)

The 20 longlisted homes are:

- Black House (Armadale, Isle of Skye) by Dualchas
- Cork House (Berkshire) by Matthew Barnett Howland with Dido Milne & Oliver Wilton
- Earl's Court house (London) by Sophie Hicks Architects
- The Ghost House (Stratford-upon-Avon) by BPN
- The Green House (Tiverton) by David Sheppard Architects

- Hampshire House by Niall McLaughlin Architects
- Hannington Farm (Northamptonshire) by James Gorst Architects
- Hill House Passivhaus (East Sussex) by Meloy Architects
- House in a Garden (London) by Gianni Botsford Architects
- House Lessans (Saintfield, Northern Ireland) by McGonigle McGrath
- Kenwood Lee House (London) by Cousins & Cousins
- Lark Rise (Buckinghamshire) by bere:architects
- Max Fordham House (London) by bere:architects
- Nithurst Farm (West Sussex) by Adam Richards Architects
- Pocket House (London) by Tikari Works
- A Restorative Retreat (Sartfell, Isle of Man) by Foster Lomas
- Secular Retreat (Devon) by Peter Zumthor & Mole
- Silver How (Llanhennock, Wales) by Hall + Bednarczyk
- South London House (London) by Jonathan Pile
- Stackyard (Derbyshire) by James Boon Architects

Kelly Tolhurst MP, small business minister, delivered a statement to the House of Commons announcing measures to ensure that businesses get paid on time

The National Federation of Builders (NFB) appreciates the Government's commitment to put forward plans to crack down on late payment, but these proposals do little to improve the situation of construction companies on the ground.

Measures to strengthen the role of the small business commissioner by giving him power to fine late payers and handing him greater responsibility over the Prompt Payment Code are certainly welcome, but they remain mere proposals which do absolutely nothing to help companies suffering from late payment now.

RIBA commits to climate emergency declaration and action plan

The trustees of the Royal Institute of British Architects' (RIBA) have today formally agreed to join the global declaration of an environment and climate emergency and to drive support for the UK government's commitment to a 2050 net zero greenhouse gas emissions target.

The agreement was made at the triannual meeting of RIBA Council members, which brings together the elected trustees of the

RIBA to debate and discuss the biggest issues facing the profession.

RIBA Council acknowledged the scale of the challenge and responsibility of built environment professionals in playing their part in tackling it.

For the UK to reach the government's target of net zero greenhouse gas emissions by 2050, the architectural profession must take a leading role,

ramping up its actions.

RIBA Council endorsed a series of key decisions including the development of a five year, detailed, measurable action plan to embed sustainable industry standards and practice; use the RIBA's influence to improve government and inter-government policy and regulation; and reduce the RIBA's own carbon footprint.

New Chair elected at Building Societies Association

Mike Regnier, Chief Executive of the Yorkshire Building Society has been elected as the new Chair of the Building Societies Association. He takes up this role with immediate effect.

Mike held the post of Deputy Chair since May 2018 and succeeds Stephen Mitcham, Chief Executive of the Cambridge Building Society. At the same time, Mark Bogard, Chief Executive of the Family Building Society has been elected Deputy Chair of the BSA.

From May 2019, the term of office for the BSA Chair and Deputy Chair has been extended from 12 months to 2 years.

Commenting on his election, Mike Regnier said: "I'm very pleased to be taking on the role of BSA Chair during this exciting yet challenging time. As building societies do the vast majority of their business in the UK, they're insulated from many of the consequences of Brexit, but not from economic uncertainty or adverse consumer confidence. Clarity and resolution are much needed for businesses and consumers alike."

Victoria Prentis MP has said that increasing our custom building housing stock is a practical way to solve the country's housing woes

Identifying that only 8% of the housing stock was built via custom build, Prentis highlighted that access to land, finance and the planning system are the main barriers to self-build and that Cherwell District Council, through its Graven Hill self build site, is doing much to alleviate the burdens.

The National Federation of Builders (NFB) welcomes another MP recognising the barriers facing smaller developments and is delighted that decision-makers are beginning to understand the financial, community and environmental benefits of self build.

The popularity of self build has not been helped by local authorities focussing on large sites to meet housing demand.

They often lack a local self build policy and have failed to capitalise on the self build and custom register which the Government asked local authorities to implement from 2016.

When those failures are added to a broken planning system and the shortage of skilled workers, self build becomes a daunting proposition.

Barriers To Small House Builders Need To Be Removed To Deliver Housing Targets

Brian Berry, Chief Executive of the Federation of Master Builders, (FMB), said: "SME house builders are continuing to face numerous barriers to increasing their capacity to build the homes that are needed. The recommendations in the Public Accounts Committee's report highlight that the planning system is delaying progress. It is completely unacceptable that sites are being stalled because planning departments are not dealing with applications quickly enough. Our members aren't seeing any improvements in service since fees were increased in January last year – a policy the FMB supported."

Design Buy Build

Magazine



Free Trade
Subscription





Design Buy Build **Magazine**

Focused on construction, self-build and design, the publication runs regular articles showcasing leading projects from industry professionals giving its readers an insightful look into what is happening in the marketplace.

info@designbuybuild.co.uk 01304 806039
www.designbuybuild.co.uk/subscribe

Image Credit: IQ Glass



Creek House

Creek House is a private bespoke new build house located in Bosham, West Sussex, completed by Winchester based architects AR Design Studio. The clients, passionate about design and longstanding active members of the community, came to AR Design Studio in 2015 with a vision for their life-time home in the village.

The clients saw potential in this prime location on the periphery of the Bosham estuary, and despite difficult planning constraints, the client's contemporary vision combined with AR Design Studio's experience set out to achieve a sensitive design appropriate to the idyllic setting.

The site is set within the Chichester Harbour Area of Outstanding Natural Beauty and Bosham Conservation Area, striving to protect and enhance the village's traditional character and significant history. The team at AR, with an extensive water front portfolio, worked closely with both Chichester Harbour Conservancy and the planning department to achieve a sensitive design, but with the unconventional design and exposed site, the scheme attracted its share of public attention.

The Creek House subtly draws influence from the geometries and materials of the sensitive context of Chichester, whilst achieving a contemporary design that undoubtedly challenges the vernacular of the area.

The proposal now sits along the estuary alongside an architecturally acclaimed house designed by the renowned architect, Michael Manser, setting contemporary precedence for the future.

The unique form was derived from the Bosham vernacular; the design team carried out a series of sketch studies analysing the harbour, establishing a collage of typically traditional pitched roofs. This was then abstracted into one form, the visual movement of the silhouette merging with the Bosham skyline. This movement is also mimicked in the water, the estuary being tidal and therefore the prospect from the water's edge always changing.

The scheme revolves around these desirable views seen from the site over the harbour, principally informing the concept of upside-down living.

Grounding the project, the concrete base breaks down into three blocks with smaller openings for privacy in the bedrooms, with the dimly lit passages between drawing the eye towards key aspects.


Much like a defensive sea wall, the concrete creates a sense of protection from the elements.

The tone, texture and tactility of the material draws inspiration from the nearby Holy Trinity Church, known for the speculated burial of the last Anglo-Saxon King, Harold Godwinson.

From above, a curious beam of light falls onto the concrete walls through the timber stair void, the angle of the light rotating throughout the day.

The concrete base acts as a plinth to elevate a carefully sculpted timber form, its materiality delicately contrasting the concrete with its soft, natural feel, that will weather and age with the tree lined setting. The volume cranks to open up the living space to views over the Bosham estuary, creating an active silhouette seen from the water.

Skylights are also introduced into the deep living space flooding the timber volume with natural light, whilst smaller apertures are maintained in the master-ensuite for picture-perfect views.



Despite the unconventional house layout and brief, as the clients get older the design intent will not be lost.

To accommodate the life-time of the owners, the house has some clever features for it to adapt including a hidden platform lift if the stairs were to ever become unusable, and a laundry chute going from the master bed to the utility room on the ground floor.

The scheme now sits on the harbour edge as a playful yet site specific response that will mature over time, enhancing the architectural distinctiveness of the area.

The 'Marmite' nature of the design creates a truly one-off house along the estuary for the clients to enjoy into their retirement, and continues to stir discussion in the area.

AR Design Studio is an RIBA chartered architect's practice, based in Winchester, Hampshire, specialising in elegant and imaginative contemporary new homes, extensions, renovations, interiors and multi-plot developments.

AR Design Studio's architectural expertise and flair has been recognised by winning a number of prestigious industry awards including the Royal Institute of British Architects (RIBA)

South East 2018 Award, the RIBA South West Award 2017, American Architecture Award 2017 and the UK Property Awards 2017, in addition to being longlisted for Grand Designs House of the Year Award 2018.

With a comprehensive knowledge of planning, AR Design Studio has built a stunning portfolio of bespoke residential projects.



For further information contact
info@ardesignstudio.co.uk





Schöck Isokorb for largest UK Passivhaus development

Claimed to be the largest Passivhaus development to date in the UK and Camden Council's largest community investment project, Agar Grove Estate, in North West London, is undergoing a six-phase major regeneration, due for completion in 2025. It will deliver 493 new high-quality homes for existing residents, with maisonettes and gardens on the ground floor and apartments on the higher floors with full width balconies.

As the project is to Passivhaus standard, the development meets the most demanding levels of sustainability and energy efficiency. High levels of insulation to the thermal envelope mean exceptional levels of airtightness and a critical requirement here is the avoidance of thermal bridging. A frequent cause of increased heat and energy loss, condensation and possibly mould growth.

Thermal risk is at balcony and parapet connections

The risk of thermal bridging is primarily at connectivity points involving the balconies and parapets; and one of the most technically advanced countermeasures is the Isokorb range of structural thermal

breaks from Schöck. For the balconies, the Isokorb type used transfers both negative moments and positive shear forces. It has been awarded the "low thermal bridge construction" certificate by the Passivhaus Institute in Darmstadt, verifying its suitability for Passivhaus construction.

With parapets, the conventional insulation method is to wrap the perimeter of the wall with an insulation barrier – but with the Schöck Isokorb designed for parapets, there is no wrapping required. It is more cost-effective and more thermally efficient than conventional wrapping and its 120mm insulation dramatically reduces heat loss. There is no risk of any additional thermal bridging through balustrade fixings – and other key benefits are durability and water impermeability. The Isokorb does not require maintenance and there is no risk of expensive restoration due to waterproofing problems.

Totally verifiable performance

The Schöck product types used at Agar Grove are primarily for concrete-to-concrete connectivity and for wrapped parapets. But the comprehensive Isokorb range also offers solutions

for concrete-to-steel and steel-to-steel situations. When any Isokorb product type is incorporated into residential buildings, the required f_{Rsi} value – the temperature factor used to indicate condensation risk that must be equal to or greater than 0.75 – is always comfortably met. Products meet full compliance with the relevant UK building regulations, have NHBC approval and offer LABC Registration. There is also the security of independent BBA Certification.

Contact Schöck on 01865 290 890; or visit the website at www.schoeck.co.uk for a free copy of the Schöck Thermal Bridging Guide; the Schöck Specifiers Guide and to view the full range of downloadable software.





CPC – SUPPLIERS OF BOARDS , DOORS ,
COMPONENTS AND FITTINGS



Telephone: 028 8676 2685 / 0161 485 3492

Email: Manchester@cookstownpanel.com

Website: www.cookstownpanel.com



COOKSTOWN • PANEL • CENTRE • LTD



Aster Group

Shared ownership schemes are offered to support those that aren't able to save the required amounts for a house deposit.

The scheme offers these individuals an opportunity to purchase a portion of a home, with the rest being owned by the housing association.

One of the biggest benefits of the scheme is that buyers won't need to secure a huge deposit compared with a traditional mortgage.

The minimum shares a buyer can purchase is 25% and the maximum at the point of original purchase is 75%.

Buyers then have the opportunity to purchase more shares in the home, sometimes going on to owning the property outright in the future, known as staircasing.

For more information on shared ownership in your area, head to www.buynasterhome.co.uk



At Last, Affordable & Easy To Use Technology That Makes Your Construction Project Child's Play

Our revolutionary cloud-based platform streamlines your next construction project.

Copronet helps you find specialists and manage your projects efficiently on a singular platform, saving you time and money.

Use Copronet on any device to communicate with your network and manage your team's tasks.

And unlike other platforms, your network on Copronet is private.

Brilliant due diligence features allow you to quickly assess the suitability of a new team member via Profile Builder and Finance Checker.

We are offering you an exclusive offer of 3 months free to our Pro Plan with code: DBB3MONTHSFREE.

For more information register with your code on www.copronet.com



A Must-Have For Any Work Place

Established in 2004, Just Artificial have many years' experience as one of the UK's leading suppliers of high quality artificial plants, trees, silk flowers and related accessories, which they offer at competitive prices.

They have a range of fantastic options which will set your space apart from the rest, allowing you to create an indoor Eden.

Their products are highly realistic, durable, and designed with particular care and attention by our master craftsmen, all of whom are experts in their field.

*10% off products quote code DBBJULY at checkout, Online orders only, single use, 1 per customer, expires 31/08/2019. Terms apply *see website**

**www.justartificial.co.uk
01524 858888
sales@justartificial.co.uk**




Kärcher is working towards eliminating repetitive strain injury within the workplace.

Health & Safety at Work Statistics for Great Britain revealed 1.7 million working days were lost in 2018 due to work-related ill health specifically related to musculoskeletal disorders. The traditional jet washer design, where the trigger sits at the front of the handle, requires a strong and continual pulling force from the fingers which can quickly cause muscle fatigue.

Kärcher has combatted this with the patented EASY!Force Trigger Gun, located at the back of the handle. The recoil force of the water jet automatically presses the trigger into the palm, contributing to stress-free and effortless use. The reduced force required to operate the EASY!Force Trigger Gun prevents muscle cramps, allowing for longer operating periods and greater efficiency in the workplace.

**cleaning@karcher.co.uk
01295 752 142**



Norpass3 Access Control Software Provides High Degree Of Security And Personnel Safety

People and vehicle access control specialist Nortech's Norpass3 provides access control at all access points to gyms, fitness studios, health clubs and more to ensure that only authorised members and staff can enter the premises.

Nortech recommends the use of its Mifare readers and smartcards that have a dedicated secure access control sector.

The benefits of using smartcards with a dedicated access control sector is greatly improved security plus the ability to issue sequentially numbered cards to members, facilitating easier card management.

Further information is available from Nortech on 01633 485533 or by emailing sales@nortechcontrol.com or by visiting the company's website at www.nortechcontrol.com



Live web chat for Waterloo

Waterloo Air Products plc, leading UK manufacturers of ventilation grilles, diffusers, weather louvres and VAV systems, has added a live chat function for website visitors.

Mark Purnell, Director of Customer Experience at Waterloo, has been the champion for live chat and he is very pleased with the enthusiasm of customers using the service. Mark says: "Waterloo has always put customer service first, and this development is part of our commitment to continually improve what we do."

"To further assist customers, at the end of the conversation, customers get a copy of the live chat for reference sent by email."

"Interestingly, there is already a pattern on questions and information," adds Mark. "We have a huge amount of information about products and applications on www.waterloo.co.uk and we have found that we have been able to help visitors find exactly what they want within the site."

Beautiful Bedrooms Fitted Wardrobe Company



Fitted wardrobes and Bedrooms are a bespoke and friendly company with an expert knowledge of the fitted furniture industry. Only using the best quality wood products and finishes but still being able to offer an affordable value for money price.

We are made to measure, so we offer any size available, we have the largest choice of finishes and most of all we can deliver and fit within 14 days of you placing your order.

Book a design visit today!

0208 936 7662
sales@beautifulbedrooms.co.uk
www.beautifulbedrooms.co.uk



0800 7833 228 sales@fireretardantuk.com

fireretardantuk.com

HR PROF THE ECO-FRIENDLY FIRE RETARDANT

- Water based - does not leach
- Allows wood to breathe naturally
- Internal/external application
- Colourless - Odourless
- EN 13501 - 1
- Non Toxic - No Solvents
- BS 476 part 6 & BS 476 part 7
- Euro-class B-s1-d0 and C-s1-d0
- BM TRADA ISO 9001 Certificate
- Meets the **highest** EU standards



Classification Reports & Certificates for HR Prof; **Pine, Spruce, Scotch/Siberian Larch, Western Red Cedar, Oak, Plywood & More**

Also for Wood Protection Fire Retardant UK One Coat Interior

A clear, colourless treatment for Euroclass B s2 d0 and Class O in a one coat application on porous wood, porous-faced plywood and porous wood based boards.

Fire Retardant UK Top Coat Sealer Interior Option

For protection against dirt, UV, and splinter resistant surface, a wipe-able sealer for application over Interior One Coat. In clear or Wood-stain - Matt or Satin finish



Simpson Strong-Tie introduces their innovative new Gable Panel Connector

Leading construction connector manufacturer Simpson Strong-Tie has developed a system of connectors which incorporates new and existing products for the installation of a timber gable panel.

The brand new GPC, Gable Panel Connector, solves the problem of the connection detail between the masonry wall, the wall plate and the bottom rail of the gable panel.

Sales Director, Jon Head, says "We are pleased to be able to offer a complete solution for connecting timber gable panels to masonry walls and roof structures.

The GPC has been developed to safely transfer the lateral wind loads being applied to the masonry and the timber gable ends into the braced



roof diaphragm.

The solutions provide house builders and designers with installation options using either a continuous wall plate or raised wall plate at the gable end."

Simpson Strong-Tie continue to develop a wide range of engineered and tested products to meet the ever-changing needs of the industry, for Safer, Stronger Structures.

For full technical details visit the Resources / Literature section at www.strongtie.co.uk



Street artist teams up with Formica Group for limited edition surfacing panels

Okuda San Miguel is one of the most prominent contemporary muralists in the world and the first artist to team up with manufacturer Formica Group to create a limited-edition line of laminates.

The exclusive designs by the muralist offer a new type of collaboration between art, design and architecture.

The collection is called Formica Younique® x Okuda San Miguel and the panels are intended to be the first of many artist collaborations to come.

The Okuda panels are available in four exclusive designs and three sizes (small, medium and large) which can be adapted to any interior or exterior project, ranging from small-to-large scale application. Patterns are also available; these are for interior application only and Okuda can be consulted free of charge to discuss the project.

The collection is available until September 2019.

www.formica.com



Forward-thinking F.H. Brundle celebrates 130 years in business

It all started thanks to a £500 loan between father and son.

A wide-eyed Frederick Henry Brundle arrived in London with a dream of making it big and opened premises at 14 Paper Street EC1 - the centre of the Packing Case Trade.

Spotting a gap in the market by selling nails and ironmongery, Frederick's attention to detail, careful product selection and quality ensured his name quickly spread across the capital.

130 years on, those hallmarks remain at the heart of leading wholesale supplier F.H. Brundle.

Proud of its history and forward-thinking in its approach, the company has been successfully led by five generations of the Brundle family – Frederick, Frank, Henry, Richard and Michael.

Now based in Rainham, Essex, the company opened a further five new branches under the guidance of the late Richard Brundle MBE as opportunities within the industry were quickly recognised and acted upon.

Careful product selection resulted in the addition of welded wire mesh, perforated metal and wrought iron

components, to name a few, making F.H. Brundle one of the largest independent steel stockists in the UK.

Michael Brundle, managing director, said: "We are incredibly proud to celebrate 130 years in business.

"We have always looked to innovate and evolve our product range, while maintaining a loyal customer base and sustained growth by choosing products at the right price and offering excellent service levels.

"We also continually search the world for product opportunities to bring into the UK. This approach has seen the addition of Pro-Railing, our stainless steel handrail component system, Rinato Wood Plastic Composite (WPC) and Polymer deck and fence boards and, more recently, Marano, a stunning range of anodised aluminium fencing and railing systems that are long lasting, low maintenance and lightweight."

Spotting an opportunity and supporting it with investment has always been key.

Whether launching their first website in 1998, and then an ecommerce site in 2010 which allowed customers to order 24/7 for delivery on one of the company's 60 strong fleet of vehicles, to opening a design office and then



developing Liveconfigurator design software that helps customers design handrail and balustrades using Pro-Railing products.

Another notable investment landmark came in 2016 with the opening of a new distribution centre in Burton-On-Trent, which increased the company's overall warehousing capacity to 500,000 sq/ft – the size of almost 10 football pitches.

Mr Brundle said: "There are not many businesses who survive and adapt over 130 years and a huge thank you goes out to our amazing customers and my incredible team.

"We will continue to work as hard as possible to ensure F.H. Brundle remains at the forefront of the industry."

To find out more about F.H. Brundle, please visit www.fhbrundle.co.uk



F.H.BRUNDLÉ

SERVING THE TRADE SINCE 1889



THE WIDEST RANGE OF INNOVATIVE AND STYLISH BALUSTRADE & HANDRAIL.
WHATEVER THE PROJECT, WE HAVE A COST EFFECTIVE SOLUTION.



Stand-Offs



Frameless Glass



Wire Rope



Stainless Handrail



Spigots

Pro-Railing® stainless steel handrail component system, requires no welding. Simply cut, screw and glue on site to create stunning handrail and balustrades that will look great for years to come.



Glass Clamps

For a quote, request a catalogue or to get more information:

01708 25 35 45
sales@brundle.com
www.fhbrundle.co.uk





The ultimate surf lifestyle at Fistral House

Fistral House is an award-winning development perched on Newquay's Pentire Peninsula, overlooking the world-renowned Fistral Beach with breathtaking views of the Atlantic Ocean. Fistral House, developed by Legacy Properties in Cornwall, comprises eight two and three bedroomed luxury apartments and two flagship penthouses, each beautifully appointed and designed to make the most of the sea views.

The site features private landscaped surroundings, a parking space for each apartment, and garages for each penthouse.

Fistral House is accessed by a gated rear entrance, as well as electric bollard to the front entrance for optimum security. The development has a ten year NHBC Buildmark warranty, which is standard across all Legacy-built properties.

With its clean lines, luxury interiors and unrivalled position, Legacy's Fistral House offers the very best in contemporary coastal living. All apartments benefit from floor to ceiling glass windows and glass balustrades on the balconies to ensure uninterrupted views.

The two and three-bedroomed homes each benefit from open-plan living, kitchen and dining areas, oak flooring, and remote access underfloor heating.

Bespoke contemporary kitchens have been created by leading Cornish designer, Treyone, and are equipped with state-of-the-art Neff appliances, as well as ceiling mounted extractors and feature lighting.

Bathrooms feature Mandarin Stone tiled floors and walls, along with Vitra sanitary ware, Hansgrohe chrome brassware and beautiful storage by Keuco with in-built mirror and light.



Penthouses are specified to an even higher standard. They encompass half of the top floor with far reaching views across the Atlantic, and boast sumptuous interiors, Miele appliances, a peninsular island with alcove breakfast bar and in-ceiling speakers in all rooms - perfect for relaxed living or entertaining.

Building on the existing Legacy Properties quality of build, these penthouses are 100% customised for buyers - every detail has been considered, allowing for a unique home on the north Cornish coast.

Newquay and the surrounding area provides Fistril House residents with the perfect home, catering to an outdoor modern way of living.

The surf lifestyle has been considered, with Fistril House featuring surf stores for stowing away boards and wetsuits, along with an external surf

shower to wash away the salt water after a day in the ocean.

Fistril House won two prestigious UK Property Awards in 2018 for the best apartment and best residential development, judged by an independent panel of 80 industry experts who focus on design, quality, service, innovation, originality, and sustainability.

All ten luxury apartments and penthouses at the Fistril House development were completed and sold by the end of 2017.

Current developments in the Newquay area by Legacy Properties include Woodlands and Halwyn Meadows. See website for more information.

Photography: Mike Searle



www.legacyproperties.co.uk





GRAFF®'S New Vintage Collection Available in Array of Stunning Finishes

GRAFF®, manufacturer of contemporary precision-engineered kitchen and bath products, presents its latest collection – Vintage – in the Brushed Nickel finish.

The collection emulates the best of the industrial design paradigm, perfectly suited to outfit metropolitan environments known for their loft style.

The Vintage Collection draws inspiration from the design of classic fire hose nozzles, pairing a modern spout with bold handles. Each element, from the rounded brim at the spout's top to the undulating handles complete with carefully designed cut outs, resembles the traditional forms of the fire house featured in the historic Chicago Fire Department logo.

The Vintage Collection enriches bathroom suites through its elevated design.

GRAFF's G+Design Studio honed-in on the collection's handle design to create a beautiful, practical, and ergonomic solution that facilitates easy use. The collection offers a choice of circular or linear lever handles (with a knurled accent for added allure) for deck-mounted, wall-mounted or freestanding installations.

The two-hole and single-lever faucets feature an internal progressive cartridge that makes it possible to regulate water temperature while maintaining constant pressure. This system reduces hot water waste as a result.

The progressive cartridge offers the possibility for a cleaner and more engaging design: the traditional cap is not necessary for the rotation of the handle; the tap develops into a unique silhouette, without the conventional cut on the back of the body.

The Vintage Collection is offered in nineteen contemporary finishes: Polished Chrome, Polished Nickel, Brushed Nickel, Steelnox® Satin Nickel, Unfinished Brass, Unfinished Brushed Brass, Architectural White, Architectural Black®, Matte Black, Onyx PVD, OR'osa PVD, Olive Bronze, Vintage Brushed Brass, Polished Brass PVD and Brushed Brass PVD, Gunmetal, Gunmetal Distressed, 24K Gold and 24K Brushed Gold. For this new series, the handles are available with a two-tone finish crafted with black accents: Chrome with Black, Polished Nickel with Black and the striking combination featuring Brushed Gold with Black.

The special double finish Brushed Gold with Black inserts is also included in the catalog offering.

For more information about GRAFF, visit www.graff-designs.com or www.facebook.com/grafffaucets



SPECIALISTS IN FORESTRY, TREE SERVICES & LANDSCAPING



Excavation Work
Underground Work
Drive and Block Driveways
Any Size Warehouse Put Up
Extension and Renovation
Development Work

Road Building Work Repairing
Building Greenhouses etc
Specialists civil engineering work
Building Log Cabins
Sheds Workshops
All sort of Demolition and Dismantling

info@agdjbrowncontractors.co.uk

01953 799857

www.agdjbrowncontractors.co.uk

CRL leads the way with glazing innovation at FIT Show 2019

With its newest and most popular systems garnering a great deal of interest, leading glazing hardware and tools specialist CRL enjoyed a successful time at the FIT Show 2019 at Birmingham's NEC.

A particular highlight of the exhibition was the brand new CRL Posiglaze and Spig-Lite adjustable glass balustrade systems which respond to the ongoing move towards installations without a handrail. Both systems have been tested to BS6180:2011 standards and generated much interest from visitors who could see a demonstration of the simple and quick way to adjust glass panels with no fuss.

With the move towards open-plan interiors continuing apace, CRL launched its Matte Black frame system for sliding doors which conceals all its sliding components within the top track and showed its latest Langle New York Office.

Both Series are ideal as a method of dividing the various areas of a larger space such as open-plan kitchens and offices, creating a high-end, urban look to any interior design while overcoming practical issues surrounding noise and privacy.

Visitors to the stand were also able to see CRL's latest range of frameless shower door hardware which enables a practically bespoke shower area to be created, in line with current trends towards minimal design.

The CRL stand was completed by showcasing the manufacturer's latest array of glass and glazing tools, aimed at making installation and maintenance of its glass hardware solutions as simple as possible.

For more information
call 01706 863600,
email crl@crlaurence.co.uk,
or visit www.crlaurence.co.uk



Simple Orientation Mark Enhances Classic Ancon Serrated Washer Design

Ancon has made a simple improvement to one of its smallest, but most utilised, stainless steel building components to benefit installers of its masonry support systems.

An orientation guide, in the form of two horizontal square ridges, has been incorporated into the design of the classic serrated washer that Ancon supplies with its masonry support brackets.

The square ridges, added to the back of the washer, correspond to the line of the serrations on the opposite side that faces away from the user during installation.

The new design makes it quicker and easier for installers to orientate the serrated washer correctly.


Users do not need to view the serrated face before installing the washer and can

quickly identify how best to correct any rotation that may occur as the fixing bolt is tightened.

The improved design also enables site supervisors to verify the correct orientation of washers along a line of installed brackets with a quick visual check.

The method by which Ancon masonry support is fixed to a structural frame is simple, safe and reliable, and provides vertical adjustment in 3mm increments.

A deep serrated slot in the back of Ancon support brackets provides valuable vertical adjustment in the final fixing position of the masonry support angle, to accommodate tolerances on site. The serrations on the bracket interlock perfectly with the serrated face of Ancon's washers, to prevent slip in the line of the load. The correct installation of masonry support systems is essential to the overall stability of a brick façade.



Ancon is a three-time winner of the prestigious Queen's Award for Enterprise, twice in the Innovation category, and encourages its specifiers and users to provide feedback on how its current product range could be improved or expanded.


Feedback and improvement ideas should be directed to Annabelle Wilson, Head of Marketing and Innovation, on 0114 238 1230 or awilson@ancon.co.uk
More information is available at www.ancon.co.uk/contacts/submit-an-idea

SWEET
PASTELS

What's your
flavour?

®

PERSPEX



PERSPEX® Acrylic Colour - Matched to Pantone® Living Coral

This yummy acrylic collection of 8 colours now includes a NEW addition: **PERSPEX® Sweet Pastels – Coral Candy**. Colour matched in our in-house PERSPEX® Colour Lab to PANTONE® Colour of the year 2019: Living Coral. Bring Living Coral to your home interior with PERSPEX® Acrylic!



Speak to the PERSPEX® Brand team today: **+44 1254 874 000**

PERSPEX® is a registered trademark of Perspex International, a member of 3A Composites.

Order your sample today!

www.perspex.com

Helifix adds to its vast portfolio of Masonry Repair Details

Structural repair specialist, Helifix, has recently made an addition to its extensive range of over 100 Repair Details, which give full technical and installation information on how to overcome a wide variety of structural faults.



The new Repair Detail, RD WT35, gives guidance on how to connect a new timber frame to an existing masonry wall, when the new timber stud is erected within an existing masonry building and there is no access to install wall ties from the outside. This Helifix repair detail can accommodate large cavity width variations by using stainless steel RetroTies.

These fixings produce a secure mechanical connection in the masonry wall and are bonded into the timber frame with CrackBond TE resin.

Resulting in no external work or scaffolding required and the outer face of the wall left unmarked.

Every repair detail features drawings and provides details of the required products and tooling, specification notes and a step by step guide on how to undertake each repair using concealed installation techniques.

The full range of Repair Details can be viewed, and individually downloaded, on the Helifix website at www.helifix.co.uk/downloads.

The site also contains full Helifix product information, brochures, applications, case studies and installation videos.

Tel. 020 8735 5200
Email. info@helifix.co.uk
Web. www.helifix.co.uk

Innovative Ancon rebar connectors used in iconic Russian skyscraper

Innovative and quick-to-install reinforcing bar couplers from Ancon replace time-consuming lapped joints and minimise reinforcement congestion in the gigantic concrete superstructure of Europe's tallest building; the 87-floor, 462m high helicoidal Lakhta Tower in St. Petersburg.



The use of Ancon's high-performance mechanical rebar coupling systems also helped maintain build quality.

By eliminating lapped joints and hooked bar ends, Ancon's couplers and headed anchors allowed the wet concrete to flow more effectively through the reinforcement grid during casting.

125,000 couplers, a combination of Ancon CXL threaded and MBT bolted systems, are installed in the tower's immense 3.6m thick concrete foundation raft, where 32mm diameter reinforcement

is arranged in 15 layers. The raft's construction registered as the Guinness World Record's largest-ever continuous concrete pour at the time.

Contact Ancon on 0114 275 5224 to discuss the specific requirements of your next reinforced concrete installation or visit www.ancon.co.uk to review the available product range and major project portfolio.

Photo courtesy of Inforceproject

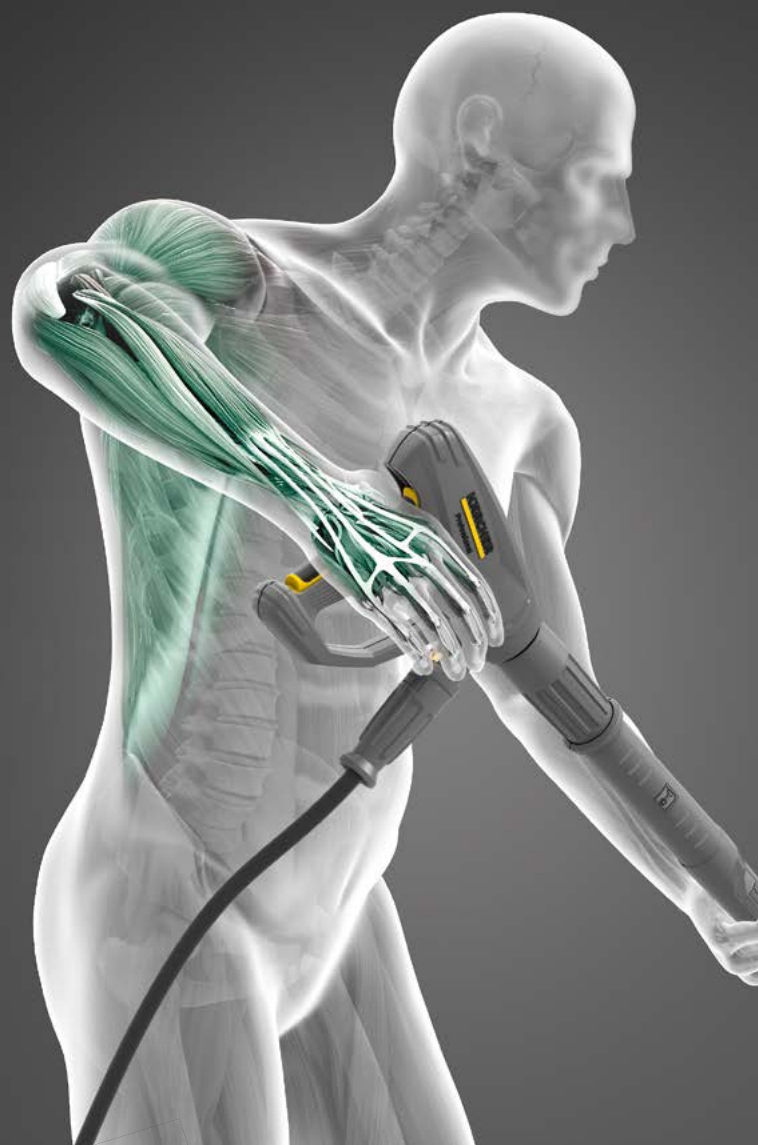


PLATINUM LUXURY BATHROOMS
SUPPLYING QUALITY BATHROOM & HEATING PRODUCTS AT GREAT PRICES

01772 307998

sales@platinumtaps.co.uk

www.tapsbathrooms.com



KÄRCHER VS. RSI

The EASY!Force Trigger Gun now
on all Professional pressure washers.

When compared to other industries, workers in the building and construction trade are more likely to be at risk of work-related musculoskeletal disorders caused by repetitive strain injury.

Find out how Kärcher's EASY!Force Trigger Gun sets new standards when cleaning with a Professional pressure washer thanks to the open hand operation which significantly reduces the strain on shoulder and hand muscles.

www.karcher.co.uk/easyforce



KÄRCHER

makes a difference



Up There! - ESPACE VITAL Architecture

ESPACE VITAL architecture is proud to announce the completion of a new residence located in the Township of Potton.

Perched up high near the edge of a steep slope, this contemporary dwelling creates a contrast and a duality between opaque areas hidden from sight and living areas bathed in light. An ideal getaway for resourcing oneself in intimacy, this house is a perfect representation of ESPACE VITAL's trademarks with its minimalist design, balanced with warmth and its aerial roof overhang.

Nested on a site overlooking Lake Memphrémagog, near Owl's Head ski resort, this property represented the ideal location for the owners.

The couple, living in Montreal, were looking for such a piece of paradise near the mountains and the lake to enjoy winter activities during the cold season, as well as boating during warmer months. They wanted a house big enough to entertain friends and family while having all their living quarters on the same floor.

When ESPACE VITAL's architects visited the site for the first time, they realized that the major challenge would be to design a layout in a relatively narrow strip of ground bordered by the cliff and the road. "The area in which we could implement the house was not very big" explains Paul Faucher, architect and associate at ESPACE VITAL. "Furthermore, even if the road is not very busy, we wanted to design a curved driveway to maximize intimacy and create discovery when approaching the residence" he adds. The concept is basically a two faced building with the street façade being opaque and the opposite façade being fully transparent and in contact with nature. This maximizes the cocoon effect desired+ by the owners.

Thus, the driveway gives access to the enclosed volumes of the garage and the main building enhancing the surprise effect. Upon entering, the large vestibule does not allow to right away fully appreciate the layout that is completely open towards the scenery. It is only once inside the main living spaces of the main floor that one discovers the spectacular views towards the forest and the lake.



Living on one level

The owners plan to occupy the house for their retirement and wanted all their main living areas accessible on the ground floor, without stairs, including the master bedroom. Their guests and family would have the lower level to themselves.

ESPACE VITALs team imagined a house that takes advantage of the natural grade of the site which allowed the owners to occupy the same level as the entrance. This floor houses the main living areas (the living room, the dining room and the kitchen, all in an open layout) as well as the master bedroom (a generous space that also includes a walk-in closet and an in-suite bathroom). All those spaces feature floor to ceiling windows. Also fully glazed because of the slope, the lower level houses two guest rooms, a full bathroom, a living room and a gym. Everywhere in the house, circulation is fluid and space is optimized by avoiding long corridors. On the inside as well as on the outside, wood was favored to bring warmth to the clean lines.



“We chose pre-stained red cedar cladding to reduce maintenance and maximize durability. On the inside, natural wood is also used for accents and on the ceiling bringing a sense of continuity with the overhang and the terrace” explains Paul Faucher. But above all, in all the rooms, even in the bathrooms, the view is breath-taking.

The clients were seduced by a house featuring a huge suspended bay-window, like an observatory, seen in ESPACE VITALs portfolio.

This prompted them to contact the firm for designing their residence. “They wanted their own glass cube to be perched among the trees and be able to enjoy and observe the natural environment” adds Paul Faucher.

Annexed to the living room, this cube, along with the huge windows, gives the impression of flowing space from the inside to the outside.

Finally, in order to protect the rooms from direct summer sunlight, a large roof overhang was created towards the South and the West. It tapers towards the East. This simple architectural feature, giving the building its dynamic and distinctive look, also provides shade for energy efficiency. In the same perspective, the large windows include triple glazing for enhanced insulation during winter and for minimizing heat gains during summer.

In the end, considering a relatively limited budget, the optimisation of the layout and limiting the size of the rooms allowed the architects to design an elegant, contemporary and warm residence, open to the natural environment. It offers the occupants an ideal and peaceful getaway for their weekend escapes as well as for their retirement.



www.espacevital.com

Photograph: Stéphane Lemire





Freephone: 0800 328 5492

Email: sales@allertonuk.com

Website: www.allertonuk.com



The Dependable Choice in Drainage

In rural areas without a mains drainage system, and where septic tanks will no longer reach environmental standards, Allerton can provide the ideal solution. Trading since 1974, Allerton are leading specialists in efficient treatment systems. They pride themselves on their individual, problem solving approach to dealing with alternative means of treating and disposing of raw sewage.

The Allerton ConSept converts your existing Septic Tank or Cesspit into a fully functioning Sewage Treatment Plant.

Servicing & Maintenance on a wide range of Sewage Treatment Plant and Pump Stations by **BRITISH WATER ACCREDITED ENGINEERS**.

The Diamond Sewage Treatment range is suitable for either individual homes or small population applications

When Gravity Drainage is not possible choose Allerton Pumping Stations for Sewage or Dirty Water



Tommy Walsh talks Crocodile Glass Verandas.



**BUY NOW
PAY
LATER***

A Glass Veranda offers a unique extension to your living space, it's a solid, open structure with a glass roof, constructed using powder coated aluminium and is maintenance free.

It's built to last and crucially with craftsmanship. So find out how a bespoke Crocodile Veranda will add style and elegance to your home.

Call Freephone 0800011 22 00

Or visit crocodile.co.uk

*Credit is available and is subject to status and affordability. Terms and conditions apply. Crocodile Products Ltd, Spring Garden Mill, New Street, Milnsbridge, Huddersfield, HD3 4LN (Register no. 831361) is a credit broker and is authorised and regulated by the Financial Conduct Authority. Credit provided by Hitachi Personal Finance, a trading style of Hitachi Capital (UK) PLC, authorised and regulated by the Financial Conduct Authority (Register no. 704348).

**Subject to terms and conditions.





Waterguard

Waterguard design, manufacture and distribute the most comprehensive range of water leak detection and prevention systems to suit all applications and environments.

They work with professionals from every stage of construction, property managers, insurers and risk assessors to mitigate the risk of water damage to new and existing buildings across the country.

Any type of building, residential or commercial and any user of water, whether high or low volumes, will benefit from the installation of a Waterguard system. As the designer and manufacturer, Waterguard develop unique systems to meet their clients' specific requirements, providing the most cost-effective solution currently available on the market.

In addition to the many cost savings, the Waterguard product range also makes a significant contribution to conserving precious water reserves satisfying all BREEAM compliance water requirements.

Waterguard have a wide range of products that has evolved with their client's requirements, with a fast-growing reputation for product innovation and unrivalled client support.

Their product range includes:


- Waterguard Series 7 – Internal and major water leak detection and prevention for commercial and public buildings, construction sites, and complex residential applications.
- Waterguard Home – COMING SOON! New generation Home for residential applications.
- Waterguard Solo – Multiple occupancy residential water leak prevention.
- Waterguard Puddle Sensors – 5 zone water drip and leak detection for hidden and unfrequented areas.
- Waterguard PIR - Sensory water, power and lighting isolation systems for regularly frequented wet areas.



With an SMS notification service available for all systems, whether big or small, simple or complex, there is an affordable Waterguard solution to protect property from the damage caused by escape of water.

For further information or if you would like to arrange a CPD please contact
Claire.Mason@waterguard.co.uk.

www.waterguard.co.uk
enquiries@waterguard.co.uk
+44 (0) 1226 244200



Cotswald Hill Stone and Masonry

Cotswold Hill Stone and Masonry based near Cheltenham in Gloucestershire are well known for their Guiting form of limestone - extracted at their Cotswold Hill Quarry and is sought after by numerous different client sectors.

Their high quality limestone features a fine texture in a pleasing creamy white or honey coloured appearance and is regularly used to produce or repair architectural features such as mullion windows or door surrounds, as well as supplying all variations of building and walling stone to serve the new homes, commercial, restoration and refurbishment market. They also boast a team of skilled stonemasons who work closely alongside their clients to bring their ideas to life whilst providing expert guidance.

Cotswold Hill Stone and Masonry also produce a Pennant sandstone from their Birch Hill Quarry, based in the Forest of Dean.


The alluring blue and grey colour of this Sandstone is popular among those seeking a more modern aesthetic as it can be used in all manner of applications, including construction, landscaping, revetment work and civil engineering.

It is highly weather resistant and maintains its striking colours and appearance generation after generation. It makes an eye-catching decorative feature, be it weathered or newly-quarried.

One of its frequent uses is for the restoration or replacement of Regency building features such as steps and memorials.

Birch Hill also produces an attractive cropped building, walling and paving stone regularly favoured by architects and planners.

To view their products visit their website www.stonequarries.co.uk, or to chat please call 01386 584384



LIMESTONE • SANDSTONE
BUILDING STONE • FLOORING • WALLING
MASONRY • LANDSCAPING • RESTORATION



01386 584384

www.stonequarries.co.uk





Iconic Gullane Building Offers Buyers Peace Of Mind

A **QUALITY** homebuilder is offering buyers peace of mind following the refurbishment of a former famous hotel in Gullane.

Buyers looking to purchase an apartment at CALA Homes (East)'s Henderson House will be protected for the next 10 years with the highest level of warranty cover from the National House Building Council (NHBC) – a level of cover that is rarely awarded to refurbished homes.

As well as covering the renovated apartments within the former Marine Hotel, the new-build homes on the wider Marine Rise site also come with a 10-year warranty.

Campbell Te Rito, Site Manager at Marine Rise, said: “The team at Henderson House have worked extremely hard since we began on site.

“We have an NHBC inspector visit every 15 days and at all key build stages to make sure that we comply with standards and have addressed their guidelines throughout the process.

“When we first started refurbishing Henderson House, we were faced with a number of challenges which is common when working with an existing building. It wasn't until we stripped back the walls that we knew exactly what we were working with.

“One of the biggest changes we have made to the structure is getting rid of the more recent extensions made by the fire college and so restoring the building back to how it looked 100 years ago.

“This type of work does take time, but the end result is spacious, new-build apartments set within one of the most iconic buildings in East Lothian.”

First built in 1899, the building was originally a seaside hotel for visitors to Gullane, before acting as the headquarters for the Polish army during the Second World War.

More recently, it was the main training centre for the Scottish Fire and Rescue Service.

Henderson House was officially launched last September by George Hope of Luffness, the great-grandson of Henry Hope of Luffness who first commissioned the creation of the building as The Marine Hotel.

Philip Hogg, Sales and Marketing Director at CALA Homes (East), said: “It is quite an unusual thing for a refurbished building to be built to NHBC's 10-year warranty specifications – especially one as historic and distinct as Henderson House.

“This does say a lot about the level of care taken by our team on the ground, making sure the design, craftsmanship and materials are of the highest level.

“At CALA, we aim to make moving into a new home as stress-free as possible, and buyers can be safe in the knowledge that their new home is fully covered for the next decade.”

Situated in the seaside town of Gullane, Henderson House comprises 21 bespoke refurbished apartments, ranging from one-bedroom apartments to three-bedroom duplex properties, all individually designed.

Known for its award-winning beaches and world-famous Championship golf courses along the ‘Golf Coast Road’, the area is the ideal location for those seeking a slower pace of life while being in commuting distance of the hustle and bustle of the capital.

Prices for Henderson House apartments at Marine Rise currently range from £295,000 - £595,000, and all apartments are available to view daily.



For more information on Henderson House and Marine Rise, please visit:
www.cala.co.uk/homes-for-sale/east-of-scotland/marine-rise

alnfurniture

alnfurniture specialises in making bespoke high quality timber products using locally sourced hardwoods. Design and build furniture or architectural woodwork for your exact specifications. All designs can be met to suit your requirements, as each piece is hand crafted to order.

Products made to order include private dwelling staircases, bespoke furniture including boardroom tables, fitted bookcases, wardrobes and kitchens, vestibules and bespoke wood turning. alnfurniture is owned by Anna Nichols with 20 years' experience as a designer/maker. Anna's workshop is based in Edinburgh.

alnfurniture offers a bespoke design service, enabling the client to turn their ideas into reality, creating functional spaces or products that are aesthetically pleasing.



Working from the customer's brief, alnfurniture can design the space to meet the needs of the customer and create 2D drawings, 3D models or Photo realistic renders.

To discuss your requirements further, please get in touch via email or phone.

Follow Anna's work on
[Instagram @annawoodshop](#)
[Facebook @alnfurniture](#)
[Twitter @alnfurniture](#)
 Mobile: 07919485173
info@alnfurniture.co.uk
www.alnfurniture.co.uk

Cistermiser valves help to conserve water at Cambridge Assessment's new HQ

The washrooms in the prestigious new international headquarters of exams group Cambridge Assessment feature the latest infrared water management technology from Cistermiser.

More than 1,600 Cambridge-based employees, formerly based in 11 Cambridge Assessment offices located across the city, have been brought together in the new HQ complex called The Triangle.

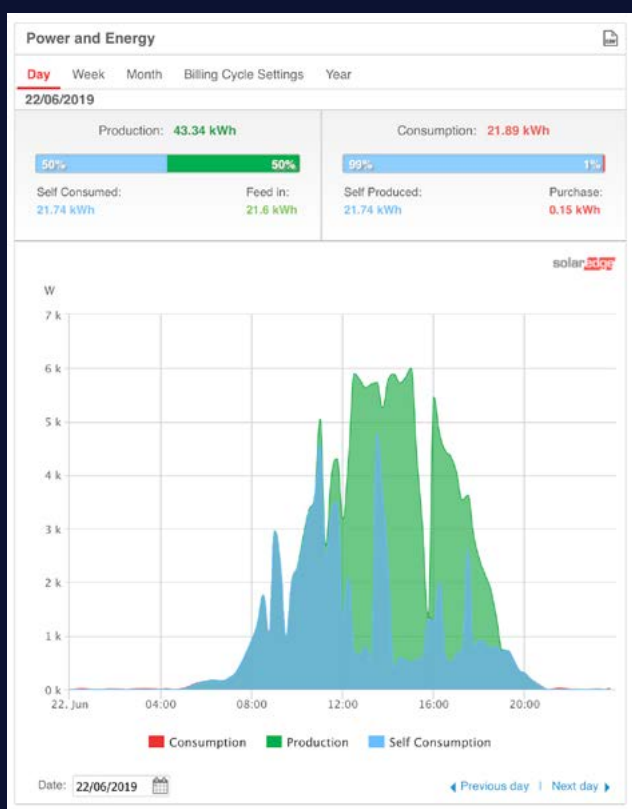
David Meacock, Technical Director for Cistermiser, said: "Direct Flush removes the need for an auto-flush cistern and associated plumbing used in traditional urinal installations, which flush all urinals intermittently even if they have not all been used. Cistermiser has calculated that savings of 134,000 litres of



water per year can be achieved where a Direct Flush has been installed."

Tony Buckley, Project Manager for Allied Mechanical Services, said: "From an installation point of view, the Cistermiser DFDs and associated multi-product power supply units are quick and easy to fit. They come at the right price with ready availability and meet the high specification with regards to water management as required by the client."

www.cistermiser.co.uk



auream
 energy ltd
www.aureamenergy.com
 0845 465 7988

Auream Energy Ltd are a specialist renewable energy technology company that focus on devising sustainable energy systems for large residential and commercial premises. Firstly, we commence the journey by understanding your electrical demand and opportunities to reduce that demand as much as possible.

Secondly, we look to design a solution which encompasses renewable energy technologies that can either mitigate consumption for a certain part of the year, or ideally using time-shifting techniques to ensure the lowest cost of energy (either free through sunk investment or at off-peak rates). We integrate solar PV, wind, hydro, heat pumps, power diverters and energy storage to ensure that you have a state of the art renewable energy solution which is capable of powering and

heating your home or business. Alongside this we also design and configure automation to provide a comprehensive and simplified interface to integrate the technologies to provide the best quality user experience and control.

As modern buildings become more power-efficient and we become more power-aware we have a suite of solutions to give you an insight into your usage, provide more of the energy you consume from renewable sources, and manage and monitor the overall systems critical functions and performance.

Based in Basingstoke, Hampshire most of our projects are undertaken in London and the South, however we have ventured to the far reaches of the UK when a suitable need arises.



Please quote 'DBBJuly' at checkout

www.aureamenergy.com

0845 465 7988



Trivselhus And Ideal Standard: Perfect Partners For Cutting Edge Sustainable Homes

The volume of conversations around climate change and sustainability has never been greater. Consumers now not only want new homes that are beautifully designed, they expect properties to be energy efficient and to have no negative impact on the environment.

Achieving this balance requires innovation and forward thinking, both of which housebuilder Trivselhus applies to its sustainable developments across the UK. It's recent development Sommar Place in Milton Keynes, named as "Britain's Smartest Homes" by The Sunday Times, was no exception. When it came to the bathrooms for these properties, Ideal Standard, which stands for both quality and exceptional performance, was the perfect fit.

"At Trivselhus, we pride ourselves on providing beautiful homes that are crafted to the highest standard for

people who care about quality and style", explained Rob Morris, Projects Delivery Director at Trivselhus. "A primary focus for the Sommar Place development was making it easy for people to live in an eco-friendly way by helping them manage their homes more efficiently and making sure they only use what they need, when they need it."

Trivselhus was impressed by Ideal Standard's Concept Air range, which blends seamlessly with its Scandinavian style and sustainable ethos. The Concept Air close-coupled back-to-wall AquaBlade® toilets were chosen for the main bathrooms of the 39 homes on site, because of both their design and water efficient technology. These toilets are fitted with a dual flush system to offer more efficient use of water – even at low-water volumes – allowing homeowners to save on both water and costs.



A system of channels built within the toilet rims also ensures they are cleaner and quieter.

Concept Air vanity basins were also chosen for the family and en-suite bathrooms across Sommar Place as their fine lines and light design fitted perfectly with the Swedish-style interiors.

“We knew our Concept Air ceramics were a natural choice for this development,” said Chris Waites, Residential Specification Manager at Ideal Standard. “They complement the design-led yet simple stylings of the Scandinavian look, while also providing key water saving features that are of real importance to consumers when buying a new home.”

In addition to the Concept Air range, Ceratherm 200 showers were installed in the en-suite bathrooms.

These feature an eco-button which restricts water flow, without compromising on performance.

On average these showers save around 43% more water than comparable products.

The showers were paired with Kubo enclosures, which are robust enough to withstand the needs of a family home, while offering a modern and minimalist feel.

Tempo baths were selected for the family bathrooms. Their streamlined shape is not only stylish, but also gives a feeling of space.

In all the bathrooms in the homes, Tesi brassware was used to complement the ceramics. The mixers are fitted with flow regulators to help homeowners save money and reduce their water consumption.

They also come with Ideal Standard’s Easyfix system which reduces the risk of leakage and limescale, and providing a robust solution that will stand the test of time – ultimately reducing the cost of replacements for homeowners.

Chris Waites added: “We were thrilled to secure the contract with Trivselhus for our contemporary bathroom designs. From the start, we worked closely with the team, meeting several times to make sure we established the right look, feel and fit for their homes. Our dedicated business support team made sure that products were delivered on time to the team on site and our customer service team was on hand throughout the project to answer any questions they may have had. We’ve thoroughly enjoyed working with Trivselhus on this forward-thinking development project and it’s a relationship which continues to grow.”



For more information about Ideal Standard and its complete range of bathroom solutions, visit:
www.ideal-standard.co.uk/home.html

For more information about the Trivselhus Sommar Place development, visit:
www.trivselhus.co.uk/developments/sommar-place



Take extra special care of your family & home, let us share the secret of **Soft Water** with you...

Fitting a water softener in your home will mean:

- Smooth skin & soft, silky hair every day...
- Softer, brighter looking clothes for longer...
- Less time spent cleaning...
- Save up to £400 a year by using less soap & detergents...
- Increase the life of your washing machines & dishwashers...
- More bubbles, less bubble bath as less soap & shampoo is needed...



Let **Total Soft Water** show you how...

Call us for friendly impartial advice and to book a **FREE** home demonstration today on **01483 457 433**

Autumn Offer FREE installation on all new water softeners until 31/12/15 prices start from £750 inc. vat

Weyvern Park, Old Portsmouth Road, Peasmarsh, Guildford, Surrey GU3 1LZ
email enquiries@totalsoftwater.com | visit www.totalsoftwater.com | call **01483 457433**

Checkatrade.com
Where reputation matters

WRAS
APPROVED
PRODUCT



 **total soft water**



Dallmer unveils its new Individual shower channels

In response to the growing demand for level-access showers, Dallmer has added two more new flush-in-floor shower channels to its DallFlex system, bringing the number of Dallmer shower channels that can be combined with a single drain body to an impressive nine!

CeraFloor Individual is the elegant shower channel that boasts outstanding design. The shower channel comes in a length of 1500 mm and can be shortened to suit the specific shower area.

CeraFrame Individual is a compact, short shower channel. The only thing you can see is a discreet 300 x 50 mm rectangle. The short shower channel is the perfect frame for a minimalist cover plate.

01787 248244

www.dallmer.com

DALLMER



Twyford: The perfect partner for your next bathroom project

From planning and logistics to stock availability and aftersales, Twyford exceeds expectations to offer a wide range of bathroom solutions for any development.

Much as you'd expect from a name built on outstanding service and exceptional bathroom solutions, Twyford's dedicated project planning team ensures smooth and efficient running of your project from start to finish.

From classic to contemporary styles, Twyford offers a broad range of products to suit your budget and provide something different for your project. From ultra-hygienic Rimfree® technology to water-saving Flushwise®, Twyford continually seeks to improve its products aesthetically, technically and environmentally.

www.twyfordbathrooms.com



Amazing Grace from Hudson Reed

The new Grace bathroom suite from Hudson Reed is a beautiful blend of organic curves and clean lines to create an elegant yet totally functional design.

The contemporary Grace ceramic collection is an extremely versatile design that would complement any bathroom style. Featuring a stunning freestanding bath, wall-hung basin and WC it is a style that delivers the 'wow' factor whilst being both practical and functional.

Like all ceramics from Hudson Reed, Grace comes with a 5-year guarantee ensuring consumers can be assured of the highest quality standards, durability and performance.

To find out more about the Grace bathroom suite from Hudson Reed, contact the company on Tel: 01422 417100 or visit the web site, www.hudsonreed.co.uk to download a copy of their stunning April 2018 brochure.



Hydromat

Butyl Self Adhesive Wetroom System

For Walls & Floors

5m² & 10m² Kits Available

- High tack self adhesive butyl sheet membrane
- Can be tiled over immediately
- Fleece top provides maximum key for tile adhesive



Email: wetroominnovations@hotmail.com
Tel: 01629 815500
www.wetroominnovations.com



CCL Wetrooms Launch Tilesure Waterproofing & Decoupling Membrane

CCL Wetrooms have launched Tilesure, a new Butyl Waterproofing and Decoupling Membrane, suitable for waterproofing wetroom floors on timber and solid floors. Tilesure is an evolution of the market leading RIW Tilesafe bitumen-based membrane.

Tilesure is a 1.4mm self-adhesive membrane containing a copolymer layer and polypropylene top fleece. The new membrane has superior decoupling properties of up to 12mm, ensuring that any movement in the floor substrate is accommodated, preventing the grout and floor

tiles from cracking. Thanks to butyl's durability and greater temperature tolerances, Tilesure can be installed simply and easily on-site at all temperatures. Tilesure is quick and easy to apply and once installed, is ready to be tiled upon immediately. Tilesure is compatible with silicone sealants and creates a secure waterproof barrier that is guaranteed to remain waterproof for the life of the wetroom tiles.

www.ccl-wetrooms.co.uk
info@ccl-wetrooms.co.uk
0844 327 6002
Twitter: @CCLWetrooms

Concrete blocks explained...

Concrete blocks are made using a variety of natural or man-made aggregates.

There are three basic types:

- ultra-lightweight
- lightweight
- dense

All types deliver low cost solutions for homes and buildings. They also deliver:

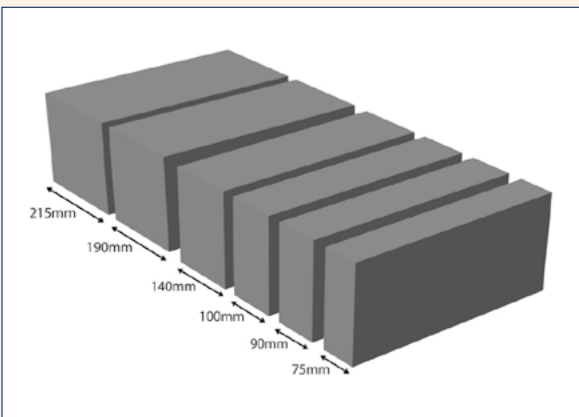
- fire/flood resistance
- good acoustic performance
- durability
- thermal mass that helps keep you cool in summer and warm in winter.

BETTER BUILT IN BLOCKWORK

Website: cba-blocks.org.uk

CONCRETE BLOCK ASSOCIATION

Concrete blocks are available in a range of widths.



Block type	Typical density kg/m ³ *	Compressive strength N/mm ²	Typical thermal conductivity W/mK [*]
Ultra-lightweight	850	3.6 - 7.3	0.28
Lightweight	1400	3.6 - 22	0.60
Dense	1900+	7.3 - 40	1.33

*Consult manufacturer for density and thermal conductivity values.

Weathered Cornish Granite Boulders



Queen Elizabeth Olympic Park

James Corner Field Operations design
Photo credit to Robin Forster, LDA Design



Henge, Sussex

Rathbone Miller Ltd Mid Sussex Landscapes



Dame Janet Baker 7.2m

Commemorative menhir Music Dept. University of York
Designer Gordon Young

www.cornishlandscapinggranite.co.uk
Tel. 01329 285825



Silancolor Tonachino PLUS by Mapei

Mapei's Silancolor Tonachino PLUS is a fibre-reinforced silicon resin-based coating, ideal for internal and external surfaces that can be affected by the growth of algae, mould and fungi.

It comes in a paste form with good filling capacity, making it perfect for a contemporary finish. Silancolor Tonachino Plus is particularly ideal for protecting deteriorating or north-facing facades due to its excellent repellence to water

and its resistance to UV rays, cracking, and ageing.

Available in various grain sizes, including new 1.5mm, it combines the advantages of mineral coating materials for high breathability, as well as those of synthetic coatings for a uniform colour, excellent adhesion to old paintwork (depending on its condition), and is available in a wide range of colours.

www.mapei.com



THE FINISH YOU DESERVE.

- ✦ Airless, AAA, HVLP +
- ✦ Wide range of spray guns
- ✦ Apollo Master Distributor
- ✦ Repairs and services
- ✦ PPE, tips, filters, guards, cleaning kits, spares +
- ✦ Spray booths
- ✦ Valuable spray advice
- ✦ Hire services available



www.totalcoatingsystems.com

01509 237415

info@totalcoatingsystems.com

Introducing the Earthborn #Claymates

Earthborn has relaunched its website with some wonderful new features, offering paint colour ideas, decorating tips, the latest news and competitions.

Earthborn paint is special, with some truly unique qualities. Its signature Claypaint is made from real clay, making it luxuriously thick and creamy, highly breathable and with a distinctive ultra flat matt finish.

To help spread the word, Earthborn asked five fabulous interiors bloggers to contribute to a year of inspiring projects and room makeovers.

Throughout 2019 Earthborn will be working with five brand ambassadors, dubbed the Earthborn #claymates!

Across the year, you can check out their personal projects and room makeovers, all using Earthborn.



They are:

- Soozi Danson from The Patterned Palace (@soozidanson)
- Kimberly Duran from Swoonworthy (@swoonworthyblog)
- Luke Arthur Wells (@lukearthurwells)
- Jess Hurrell from Gold is a Neutral (@gold_is_a_neutral)
- Emma Jane Palin (@emmajane Palin)

So if you're planning a project using Earthborn paints in 2019, don't forget to hashtag #claymates!

earthbornpaints.co.uk

Why buy **STINKY** paint from the DIY shop when you can
BREATHE CLEAN
with EN71 ODOURLESS ZERO-VOC
Lakeland Paints?



LAKELAND paints

mineral earth pigments

- for unrivalled quality and colour -

lakelandpaints.co.uk 01524 852371

Solvent-Free - NO Heavy Metals
Harmless for babies & during pregnancy



Woodlands Edge - the eco-housing development leading the way into a sustainable future

Solar panels and electric car charging points come as standard with every home in Woodlands Edge. But it's the beautiful surroundings and community atmosphere that make it an eco-housing development with a difference

Nestled on a leafy 12-acre site just five miles from Lincoln city centre, Woodlands Edge is no typical new-build estate.

With its own private woodland, tennis court, ponds and an allotment for every household, the development is leading the way in the future of eco-housing.

It's being created by Gusto Homes, who've been specialising in eco-housing since 1999, and when complete, will boast just 29 homes.

On other sites of a similar size you would expect to see around 100.

"Twenty years' experience of building eco-homes has gone into this site, not just the sustainable houses but the community element as well," said Steff Wright, Gusto Homes CEO, who loves the place so much he lives there himself.

"We've really pushed the boundaries and built something absolutely unique in terms of the energy performance of the houses and the lifestyle. This is how housing should be."

The first phase of the development was completed around two years ago. A further 11 homes are currently being built - six four-beds and five two-beds, which range in price from £300,000 to £499,000.

All the homes are fully electric and generate the majority of their power from integrated solar panels on the roof.

They contain air filtration and heat recovery systems, and the heating can be controlled by an app on your mobile phone. Running costs are typically less than £1 a day.

But the eco-credentials are just a small part of life at Woodlands Edge. Everybody who buys a property also gets a share in the resident-owned management company, giving them input into improving and managing the site.

There are regular community activities including Bollywood dance classes, tai chi lessons and even an annual gin festival.



And for those that really want to muck in and get their hands dirty, there's a plant store on site containing lawnmowers and rotavators, while regular working parties are organised to carry out things like bulb planting.

Dr Bob Price and his wife Sheelagh moved in around 18 months ago.

Bob said: "One of the unexpected joys of moving here is the community life that we have found, which was something I didn't really think about beforehand.

"No one is in any way intrusive or invasive but if you need them they are there." "It really is a lovely place to be, with a lovely set of neighbours as well."

He and Sheelagh moved to the Lincoln area to be closer to their daughter and grandchildren, but he admits he was sceptical about moving into a modern home.

"We were originally looking at very traditional cottages but within five minutes of being at Woodlands Edge I was sold and before we'd even finished





that first visit I'd said to Sheelagh 'we have to find a way to make this happen',” he said.

Having worked in sport all his life, Bob is now using his experience to run the weekly tai chi classes for other residents.

He said: “We’ve been running them for a year now and regularly have at least ten people out there, come rain or shine.”

The community at Woodlands Edge is diverse, with a mixture of working age and retired householders.

It is hoped the new detached four-bedroom properties will attract families with children, who will benefit from the safe open space surrounding them.

The two-bedroom properties are more likely to appeal to those looking to downsize but who still want the benefit of being surrounded by lots of land.

This was the case for Tina and Steve White, who moved in two years ago.

Tina, 57, said: “The thing that first attracted us was the house itself. There’s so much light and space, and we loved all the eco credentials.

“We’d come from a 200-year-old cottage, so you couldn’t get much more different, but the moment we walked inside the show home I loved it - the light and the view and the fantastic space. It was just really wonderful.”

She also praised the community aspect of the development.


“Having been here for two years now I realise that we’ve got something quite unique,” she said.

“When we were kids growing up there was a real community atmosphere about our street. I think, generally, society has moved away from that now, but at Woodlands Edge we’ve very quickly got to know other people. There’s a real sense of community forming.

“We feel very safe here and I couldn’t imagine living anywhere else.”

Telephone: 01522 510044 /
Website: www.mundys.net

Pictures: Provided by Gusto Homes




New Slate Grey (RAL 7015) Colour for Garador Garage Doors

Due to popular demand, Garador have introduced Slate Grey (RAL 7015) to its standard range of colours for steel up & over doors, side hinged doors and personnel doors. There are now 19 colours on steel doors.

Slate Grey (RAL 7015) is the perfect colour for those wanting to add a modern look to their build. The new shade offers a soft formality that is perfect for modern living, giving a distinctive style especially appropriate for Garador's steel up & over garage doors.

Slate Grey (RAL 7015) is now available for all the doors in Garador's steel Up & Over range, including its popular vertically lined Carlton design and more modern door designs like the Design Range 210 (pictured).

View the full range of colours available online at www.garador.co.uk or call 01935 443799 to find out more.



SWA member keeps the heritage of Walsingham House alive

Steel Window Association member, Crittall Windows, has renovated Walsingham House which is located in a key conservation area in London.

Dating back to the 16th Century, the building is named after Queen Elizabeth I's famous 'spymaster', who lived in Seething Lane.

The space was transformed into modern offices, with a reception area and multiple floors of newly-designed workspaces. W20 and MW40 windows were fitted throughout the building and the company also refurbished some internal screens.

Together with a reliable team, Crittall has transformed this historic building into new office accommodation ensuring the design met the heritage of the building.

For further information on the Steel Window Association, please visit www.steel-window-association.co.uk or call 020 8543 2841.



Garador's New GRP Collection Delivers on All Fronts

Garador's new GRP garage door collection, delivers on all aspects with a variety of designs, selection of standard and purpose made sizes, as well as a choice of 18 colours and timber effect finishes.

These include colours such as green, blue and gloss white, as well as timber effects like Light Oak, Irish Oak, Dark Mahogany and Golden Brown.

In addition to the grp door designs with the appearance of Georgian panel pressings, there are also grp doors with a wooden boarded design, such as the Glastonbury and Somerset. The new grp doors are built around a steel box section chassis, with the grp infill in the middle. Two back braces are used to reinforce the door panel on the back of the door for up and over models.

Check out the full range of grp garage doors on Garador's website, at www.garador.co.uk

GARADOR
The Garage Door People

Modern Garage Doors, For Modern Homes

Visit www.garador.co.uk
to view the full range

**CALL
01935 443799
TO REQUEST
A BROCHURE**



Tommy Walsh talks Crocodile Garage doors.



What's not to love about a Crocodile Garage Door? Designed to add style, security and even value to your home. Call Crocodile and find out how quick and simple they are to install. You'll love the neat, space-saving design and that it's a doddle to use.

But you know what I love?

The craftsmanship, no wonder it's rated as the best garage door in the UK.



Call Freephone 08000 11 22 34

Or visit crocodile.co.uk

*Credit is available and is subject to status and affordability. Terms and conditions apply.
Crocodile Products Ltd, Spring Garden Mill, New Street, Milsbridge, Huddersfield, HD5 4LN (Register no. 831361) is a credit broker and is authorised and regulated by the Financial Conduct Authority. Credit provided by Hitachi Personal Finance, a trading style of Hitachi Capital (UK) PLC, authorised and regulated by the Financial Conduct Authority (Register no. 704348).
**Subject to terms and conditions.

TOUCH

IRONMONGERY LTD

www.atouchofbrass.co.uk

210 Fulham Road, Chelsea London SW10 9PJ

THE PERFECT TOUCH

Established 33 years ago in October 1982, Touch Ironmongery is one of London's leading ironmongers. Originally called "A Touch of Brass", the firm changed their name in 2003 in reaction to slowly advancing market changes in architectural ironmongery which is no longer supplied solely in brass, and to also reflect the broader range of products and finishes that they sell.

In fact today, Touch can supply a wide range of finishes including Brass, Satin Brass, Polished Chrome, Satin Chrome, Polished Nickel, Satin Nickel, Copper, Bronze -solid and plated, BMA, Antique Brass, Black, Pewter, Ceramic, Leather, Stainless Steel, Satin Stainless Steel, Gun Metal, and the list keeps growing. Whatever finish you require, Touch can help you get the right look.

Touch occupy their recently refurbished showroom at 210 Fulham Road, Chelsea, where they display a vast range of their 5,000 products. With a customer base including Interior Designers, Builders and individuals who are

interested in the top end of the Ironmongery market, Touch mainly supply to residential premises but hotel and office properties also contribute to their vast clientele.

The company also have a healthy export market to all corners of the world, namely the Middle East, Europe and the Americas. Touch's owner and founder, Bill Benham, has 33 years' experience in the ironmongery trade, as do his colleagues Jim Haselup and Alan Blanchard. Saleem Qureshi is the newest member of our team and has 10 years' experience, meaning their knowledge is unrivalled in this industry.

The range of products supplied by Touch date from circa 1640 French (Louise XIV) and cover all subsequent periods (Georgian, Edwardian & Victorian), art deco and contemporary pieces also make up the product ranges. In addition, Touch showcases the very best of British manufacturing; the best ranges are still produced in the Midlands by craftsmen in factories dating back 200 years or more. Touch also sell European manufactured goods

which is considered to be of a very good quality and in recent years they have introduced some of the far eastern made products, albeit in a limited range but cost effective. With trends continuously evolving, new innovative products are constantly under development. Touch understand that keeping up with the fashion-shifts is imperative in order to provide every customer with the best solution for their requirements.

Ironmongery can be a difficult and complicated aspect of a building project, as a result Touch aim to take this awkward aspect and make it user friendly and clear to understand by offering an on-site service where they carry out a detailed door by door, window by window, room by room Ironmongery schedule, highlighting all requirements and identifying any items that can be refurbished. Refurbishment is a large part of the business; Touch will undertake complete ironmongery refurbishment projects, and can restore old paint covered door furniture to their former glory, looking as new, at a fraction of the cost to replace.

For more information about Touch Ironmongery or to arrange a showroom visit please call 0207 351 2255 or alternatively visit www.atouchofbrass.co.uk




BRITISH & EUROPEAN MANUFACTURERS SUPPLYING THE FINEST QUALITY IRONMONGERY

Touch combine traditional skills with modern manufacturing techniques to produce the most beautiful, quality fittings, built to stand the test of time.

As well as specialist bespoke items, Touch supply over 1000 products, available in 23 different finishes to furnish high end residential and commercial properties, royal palaces, government houses, historic castles and stately homes.

Olaria, available from Touch Ironmongery

www.atouchofbrass.co.uk & www.olariabarcelona.com





Vicaima bring an added dimension to William May development

The village of Bramcote in Nottinghamshire, has been a popular place for home owners with discerning taste since Victorian times, so it's little wonder that is now attracting fresh interest for twenty first century living with the select Baxter Green development by William May.

Envisioned by internationally recognised Leonard Design Architects and set in the former gardens of Grade II Listed St. Johns College, Baxter Green introduces outstanding low-density luxury housing surrounded by tranquil countryside.

Once complete Baxter Green will have 40 residential properties varying in sizes from apartments to

five-bedroom houses, with ample sized living space and all fitted with Vicaima quality interior doors.

Long established and regional house builder William May Developments have used Vicaima's Dekordor 3D finished doors throughout, alternating within particular house types, between a textured grey face with horizontal decorative grooves and a rich Dark Cedar finish.

Dekordor 3D adds a new dimension to interior design, with highly attractive horizontal grained textured laminates in a range of on-trend and contemporary colour tones. This durable range can be further enhanced, with the addition of glass panel doors, face grooving

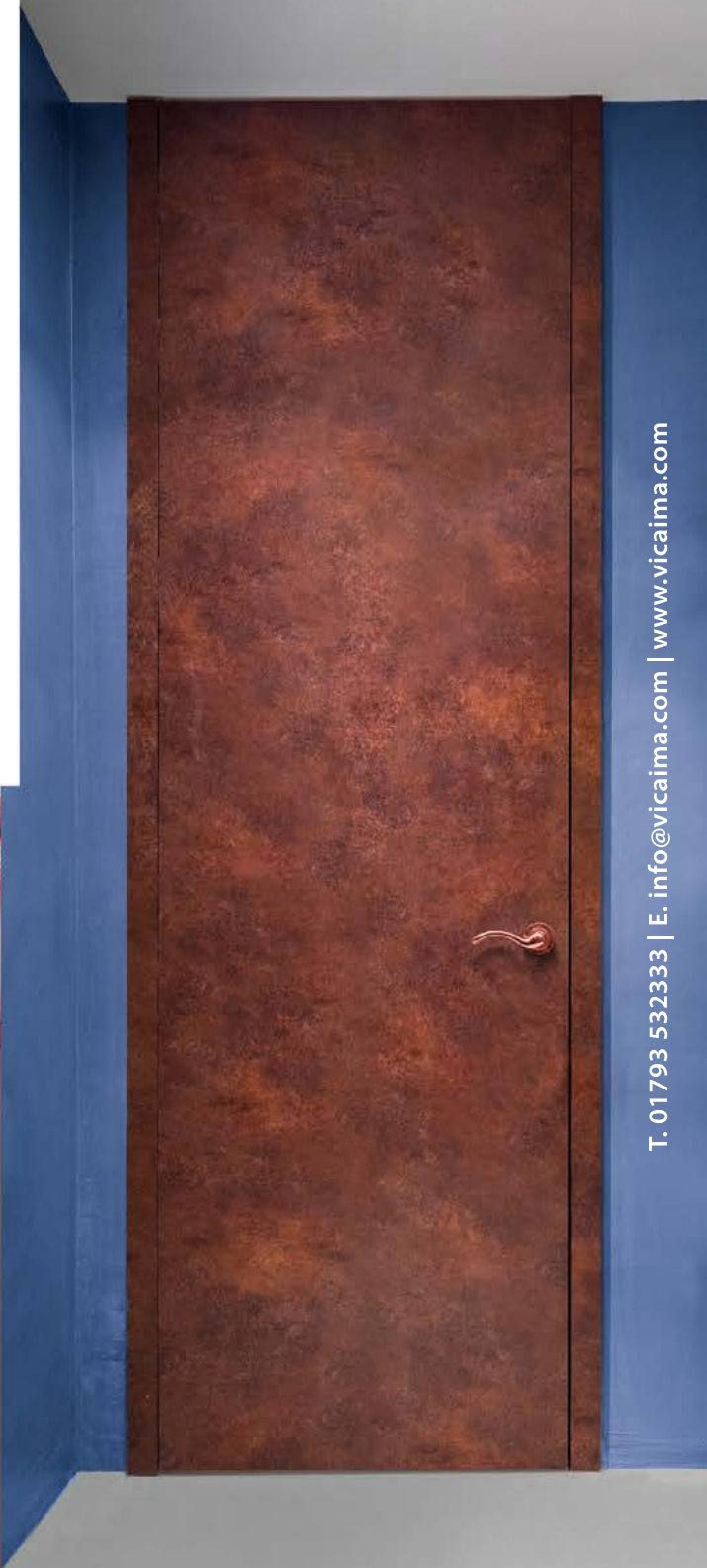
or even metallic inlays, to create individual statements for apartments or traditional homes. All of the Dekordor 3D collection come in a choice of cores and can be supplied with added performance including fire doors which are compliant with the most rigorous fire door regulations, acoustics and security doors where required as part of a complete door and door frame kit.

For further details about Dekordor 3D or one of the many other inspirational products from the Vicaima collections, visit the Vicaima website www.vicaima.com alternatively, call 01793 532333 for additional information.

in  f  You Tube 



vicaima 
UNEXPECTED HARMONY



T. 01793 532333 | E. info@vicaima.com | www.vicaima.com

CREATE. TRANSFORM. INNOVATE

Be inspired with Vicaima and free yourself from the limits of your imagination. Innovative finishes, unique design and superior performance in fire, acoustic and security doors, plus panels and furniture.



RK Door Systems Pivot Entrance Doors

Leading entrance door manufacturer RK Door Systems have launched their long awaited PIVOT door range to sit alongside their ENTRE and EXCELLENCE hinged doors. Using the same German profile and components, the new pivot doors achieve excellent thermal performance and are also highly secure having received PAS24:2016 certification and Secured By Design membership. This completes the PAS24 and Secured By Design accreditation for all their door ranges as standard. In addition to the new door types, the launch includes a new ELITE range of finishes including ceramic and special metal finishes such as textured bronze, copper and rustic steel to name a few. For more details, please see below and RK Door Systems have showrooms with doors on display all over the UK and Ireland.

www.rkdoorsystems.co.uk
info@rkdoorsystems.co.uk
www.instagram.com/rkdoorsystems/



Aspex supplies bespoke doorsets to five-star luxury London hotel

Aspex, one of the UK's leading architectural ironmongery and doorset companies, has strengthened its presence in the hotel industry, after supplying its Novista Riser Doorsets to a new five-star hotel in Leicester Square.

Part of Edwardian Hotels London, The Londoner Hotel will open in 2020. Built on the site of the former Odeon Cinema West End, the 350-bedroom hotel will feature eight storeys above ground and six below ground, complete with bars and restaurants. It will also have two Odeon cinemas, event and leisure facilities. Working alongside contractor, EE Smith and global architects, Woods Bagot, Aspex has supplied its Novista Riser Doorsets to all of the hotel areas, providing a minimalist and contemporary finish to match the hotel's interior.

For more information, visit
www.aspex-uk.co.uk




NEW RAINSTOP SEAL DELIVERS TOTAL ACCESSIBILITY

Door seal specialist Norseal is launching RainStop, a seal which delivers total protection against rain and weather combined with completely zero-threshold, barrier-free access. RainStop eliminates wind and rain penetration around doors, improving thermal efficiency, increasing comfort, and reducing energy bills.


This is achieved while maintaining a completely flush threshold since the seal self-adjusts, coping automatically with frame gaps. Norseal RainStop reliably delivers tightness against wind, and driving rain while its zero-

barrier design helps specifiers to meet the accessible threshold requirements of Approved Document M. Norseal's RainStop can be fitted to timber, PVC, composite or metal doors that open inwards and outwards.


www.norseal.co.uk




PORTHOLES




LOUVRES




POWER TRANSFER UNITS



LOCKS AND CYLINDERS




FLUSH BOLTS




VISION FRAMES


**SPECIALIST
ARCHITECTURAL
HARDWARE SUPPLIERS
TO THE DOOR
OPENINGS INDUSTRY**




FINGER PROTECTION



DOOR STAYS




PANIC HARDWARE



ACOUSTIC SEALS

ZERO SEAL SYSTEMS LTD
 UNITS 43-45 LADFORD COVERT SEIGHFORD STAFFORD ST18 9QG
 TEL - 01785 282910 E-MAIL - SALES@ZEROPLUS.CO.UK
WWW.ZEROPLUS.CO.UK



P C HENDERSON RELEASE NEW TWINBOLT LOCKING SYSTEM

Sliding and folding door hardware manufacturer – P C Henderson – has launched its new Twinbolt locking system for use with its leading exterior door hardware system, Securefold.

Twinbolt is a sophisticated locking system for exterior folding doors whereby one simple turn of a handle engages a 22mm throw to securely lock the doors at the top and bottom of the system.

Designed as a stylish and more concealed alternative to flush bolts, which require manual locking in two separate areas, the product is set to be a popular addition to the range.

New features include the system being able to work with any euro cylinder lock meaning installers have the freedom and flexibility to use their preferred choice of lock – as well as an increased throw of 22mm, providing added security.



A range of accessories are available to add to the refinement of the product including a stylish Malta Handle Kit and routing rubber cover strips available in a variety of colours. Finer details such as the inclusion of a factory set handle height (1050mm) and easy adjustment of the top lock rod – to suit standard and non-standard doors heights – demonstrates the high standard of design and manufacturing from P C Henderson.

www.pchenderson.com



Modern Vintage With Timber Alternative Sash Windows

Sash windows are a quintessential part of British architecture, and yet—until recently—they’ve faced decades of decline.

But that’s changing, and this classic design is leading a resurgence in period and heritage styling.

Increasingly architects and developers are using vintage details to bring a classic elegance to modern projects.

Windows, doors and glazing are at the forefront of this movement, providing unparalleled opportunities to merge old and new in classic modern architecture.

Buckinghamshire-based Roseview Windows is a great example of a company leading the field when it comes to modern versions of classic windows.

For more than 35 years Roseview has been designing and manufacturing uPVC sash windows, constantly developing to make them indistinguishable from vintage timber sashes.

In doing so they’ve played an important role in launching an entirely new sector in the glazing industry – timber-alternative windows.

CLASSIC DESIGN, MODERN BENEFITS

Roseview’s Ultimate Rose sash window is the pinnacle of that design process. With features including a low-gloss textured woodgrain finish, ultra slim sightlines, flush run-through sash horns and carpentry-style mechanical joints on each corner, every detail has been designed to provide an authentic timber finish.

But the use of modern materials and manufacturing techniques means it also meets modern standards for security, insulation and sound-proofing.

Significantly, as well as having a lower starting price than a typical timber sash, Ultimate Rose is maintenance-free, meaning there are no ongoing painting and maintenance costs.



For projects that require classic design elements in an affordable, sustainable, high-performance package, sash windows are a great place to start. And no company designs and manufactures a better example than Roseview Windows.

To find out more about Roseview’s timber-alternative sash windows, visit www.roseview.co.uk or call 01234 712657.



Yeoman Rainguard Perfect for Old Chapel Cottage

Originally a Methodist Chapel built in 1841, now converted to a home, The Old Chapel Cottage boasts both charming traditional local architecture and stunning views over Nidderdale, an area of outstanding beauty in North Yorkshire.

When the current owners, Mr & Mrs Simpson, moved into the property they were keen to improve certain aspects of the cottage which included the replacement of the old discoloured and worn PVC gutters and downpipes along with the rotting timber fascia.

Wanting to replace these empathetically and in keeping with the age and location of the property, the Simpsons sourced Yeoman Rainguard's products after a visit to their stand at the Homebuilding & Renovating Show in Harrogate.

Yeoman Rainguard 130 x 100mm deep flow XL Aluminium gutters were installed on the cottage and adjoining garage to accommodate the water flow rates from the pitched roof.

75mm Dia. XL Aluminium downpipes were added topped off with attractive Motif cast aluminium rainwater hoppers. Offering a bespoke design service Yeoman Rainguard were able to accommodate some of the more unusual off sets and projection configurations required to ensure a perfect watertight rainwater system on this project.

Finished in a durable black textured polyester powder coating, the new gutters, downpipes and accessories not only have a heritage look that complements the character of the cottage but offer a maintenance free lifecycle of 30 years or more.

The Rotting timber fascia was replaced with Yeoman Rainguard "N Type" fascia board, manufactured from GRP- glass reinforced polyester – it's flexible and lightweight with exceptionally hard wearing, strong properties. Supplied in black to partner with the rainwater goods, this smart looking product will again give a life expectancy of 30 years plus.



"When looking to update the rainwater goods after the house purchase, we were keen to choose something that would fit the look, age & character of the building as well as be efficient & long lasting. The team at Yeoman Rainguard helped us to choose the right products & configuration for the project. We also chose Yeoman Rainguard to perform the installation and were delighted with both the installation process and the result." Helen & Mark Simpson

For more information on Yeoman Rainguard's rainwater systems go to www.rainguard.co.uk or call 0113 279 5854

A style to suit your plans *...and your budget*



YEOMAN
RAINGUARD
RAINWATER SYSTEMS

making business a pleasure for over 50 years

Traditional and modern gutters, pipes and hoppers come in a comprehensive range of aesthetic styles materials and colours to suit all buildings and budgets.

For more information please call **0113 279 5854**
or email **sallyann@rainguard.co.uk**

www.rainguard.co.uk

Aluminium




GRP



Cast Iron



Copper, Zinc & Stainless Steel





Simonswood. Crowthorne, Berkshire

An external upgrade to this large property increasing its kerb appeal by utilising an innovative integrated design approach that delivered within budget and on time.

INTRODUCTION

External upgrade to give large property more kerb appeal requiring expertise from our architectural design specialists to ensure stylish renovations were completed within budget and on time. An innovative integrated design approach was considered essential to meet the clients' expectations for a smooth project delivery. Clients' benefitted from concept design, technical drawings, planning and building regulations applications services efficiently delivered by our in-house architects.




WHAT WAS THE BRIEF?

As a large family home, sat on a generous secluded plot, the owners of Simonswood were finding it increasingly frustrating that their property was struggling to gain interest from potential buyers when they decided to try and sell up and move on. Having carried out a number of cosmetic alterations and upgrades internally, the overriding opinion of would-be-buyers was that the property lacked a striking first impression, or wow-factor that a property of this size would need. The main heart of the house, the kitchen, was also

the least desirable space given the dark and confined feeling created by large structural elements – probably a result of a series of independent developments carried out over some years.

The brief demanded a clever approach to improving the external appearance, bringing a more modern and contemporary feel to the property, and improve the main kitchen and dining area within a budget that made the investment commercially viable, given the clients' main plans for the property.





OUR SOLUTION

Combining a solution of large painted render walls, and contrasting dark grey composite cladding the external appearance of the property was radically transformed to give a more classic contemporary appearance. Each elevation was treated on its own merits to the overall appearance to give the building its own architectural merit. The key to the concept was to find the right balance of light and dark, as well as colour and texture, with additional architectural embellishments added to the main elevations, such as a new feature gable window to the master bedroom, and a re-vamped contemporary main entrance. The result is the prominent view on approach to the property now delivering a lasting, positive

impression to visitors, whilst subtle use of material and colour changes around the property continue the theme.

Internally, a structural solution was found for removing a large structural column, to allow for the kitchen, and breakfast areas to be combined as a large open plan space – more akin to modern living style.

“We would highly recommend Cameron and his team. He listened to our requirements and proposed designs and then added his design flair. He worked within our budget and is very approachable. The quality of his work and plans were top drawer.”

Neil Rodgers

The Finer Details.

You don't always have to increase the footprint of a property to add value. Kerb appeal is often overlooked as an important factor for any development.

Here the solution wasn't radical or overly adventurous, just sympathetic in finding the right solution for a property to suit both the clients' taste, as well as what was suitable for the building itself.



Images: Miriam Sheridan
www.msheridanphotography.com

www.wearebastion.co.uk



Is Engineered Wood Flooring Environmentally Friendly?

Becoming an eco-conscious consumer has never been more important. That's why many homeowners are making efforts to buy from more sustainable sources. If you're on the market for engineered wood flooring, you may be wondering if it's an environmentally respectful choice. Whilst many worry that wood flooring may contribute to deforestation and loss of habitat, we're here to tell you that, contrary to popular belief, engineered boards are ecologically friendly.

Here's why:

Low Waste

Engineered wood flooring utilises technically progressive manufacturing techniques in the creation of each board. Below a surface lamella of real wood, the plank's core is composed of highly compressed ply or HDF providing structural support and dimensional stability.

Unlike traditional hardwood boards – which have to be milled from a single piece of timber – engineered flooring can repurpose waste wood and pulp usually discarded during production.

This effectively helps to cut down on deforestation, making the product an environmentally friendly choice.

FSC Regulated

Sustainability has become a primary concern amongst most wood flooring manufacturers. As a result, many companies work in accordance with strict guidelines, designed to encourage eco-friendly production.

One of the most prominent organisations in the wood flooring industry is the Forest Stewardship Council. The FSC has been set up specifically to promote responsible management of the world's forests, and provides certification to all companies who are dedicated to remaining eco-friendly.

If you're buying engineered flooring from legitimate retailers, you can rest assured that your product will be FSC certified. But remember, always make sure to check for the FSC logo before you make your purchase. This will guarantee that your new wood flooring is sustainable, and good for the planet.

Circulates Heat

One of the best ways to create positive ecological change is by cutting down on the energy we use in our homes.

This includes using less light, electricity, and most importantly, heat.

Whilst you may be worried that your home could go cold without switching the heating on, changing your flooring to engineered wood will help retain heat, and promote proper air circulation throughout the entirety of your home.

The dense core of compressed timber makes engineered boards an excellent conductor of heat.

This reduces the rate at which warmth escapes from your home, helping you spend less time with the heating on, and more time going green.



www.luxuryflooringandfurnishings.co.uk



A warm-modern townhouse in North London


Perseverance and determination to find a plot in their much-loved area of north London resulted in this warm, modern family self-build, belonging to interior designer and stylist, Tash South and her husband, Richard.

In their two-year search for a plot of land in sought-after Crouch End, Tash and Richard would wander around the area, street by street, at the weekends, their baby daughter in her buggy, following up on every disused garage and little pocket of space they could find. It paid off, as a year later they were the owners of the overgrown back half of a garden, which formed a sloping plot in between the garden of the house behind, and the front of what would become their new street.

After interviewing three different architectural practices, they hired MAB Architects to design the light-filled, four-bedroom house, and to help with the challenging planning process. The house sits in a conservation area, so many additional caveats and regulations had to be adhered to, but even with the restrictions they've ended up with a well-designed, light, modern family home, completed to Code 4 sustainability.

The build lasted just over a year, with many obstacles to overcome, as expected with any self-build.

And of course, like any good build project, Tash became pregnant with their second daughter halfway through the process!



A main contractor was hired to complete the shell of the house, then, with the help of the architects, Tash and Richard took over the project management themselves, employing individual contractors to complete the internal finish and all services.

Not a route Tash would always recommend, as it requires maximum client involvement, but budget restrictions on the project required a different approach, and the couple did also have experience with other building projects in the past.

Naturally, Tash took on the interior design herself. "I wanted to create a modern, but warm and welcoming family home, many new-builds can feel cold, white and boxy, so I worked with MAB Architects to include elements that added character to the bones of the building, like the painted beams and exposed Danish brickwork. The interior design follows my philosophy

of designing modern spaces that bring ease to our daily lives, through simplicity, comfort and tactility – and with plenty of bespoke storage – a huge part of successful interior design in my opinion."

The house is compact at around 140 square metres, so Tash has used some clever elements to increase the feeling of spaciousness.

The pale oak herringbone flooring used throughout, the wall-hung sanitary-ware in the bathrooms, the large panel-like doors and multi-functional bespoke storage all add to the illusion of the house being larger than it actually is. Tash has also used a base palette of natural wood, brass and black throughout the house, which creates a sense of continuity, and further adds to the sense of spaciousness.

She has included some bold design elements in her home, the entire snug

living room is completely painted black, and the kitchen island is completely clad in natural brass.

"Once the modern basics and practicalities have been dealt with, you have to include some elements that show your personality in your home, have fun with it!"

Having completed the house and moved in in 2018, Tash says, "The best thing about this house is the open-plan living space and kitchen we've created, it's a dream come true to be in this area that we love, and have enough space to entertain friends and family in our new home."



Architectural Design:
MAB Architects

Interior Design and Styling:
Tash South

Photo Credit:
Michelle Beatty for MAB Architects





Stafford Laundrette Awash In Cost Savings

Rinnai has just completed the installation of two HDC1500i continuous flow hot water heating units at a busy laundrette serving businesses and the public in Stafford. Rinnai were chosen on the recommendation of another laundrette owner, in Lancashire, who praised the efficiency and major cost savings because of switching to cascaded continuous flow hot water units as they guarantee almost unlimited supplies of hot water at peak demand whilst savings on fuel costs.

Word of mouth is the best possible marketing and a site survey was duly arranged and completed to confirm the best solution in controlling operational costs and efficiencies. The existing system was a heated stored water system – this meant that the site was paying to heat water it was not instantly using.

It was clear from the site survey that Rinnai units configured to maximise both space and energy efficiency – and critically – the system's reliability – would yield seriously large cost savings to the owner.

Given that the Rinnai units were being wall mounted and externally flued, this gave extra storage space to the premises as there was no need for a dedicated plant room.

Comments Ray Gallimore, proprietor of the Weston Road Laundrette, "The old storage system had become completely impractical, inefficient and needlessly expensive to run.

"For example, the washers tend to be used sporadically. During a busy weekend there could be a demand for eight to ten people battling to use the machines at once, during the week there might be one or two.

That meant we had to store a decent volume of hot water 'just in case' in the form of a storage water heater. Needless to say, keeping the stored volume at optimum temperature 24/7 was often wasted energy, a really bad, expensive idea all round."

Clearly the site needed to change the system to one that could cater for these fluctuations without running up huge energy bills and the solution wasn't hard to find.

"I was made aware of Infinity water heaters installed in similar applications to mine and in general their experiences with their products and their personnel, such as the local Rinnai sales consultant, were consistently positive and professional."

“The beauty of working with Rinnai is the service they offer. We presented the project to Rinnai’s Technical Sales team who came up with the design, configured the sizes of unit required and delivered the system complete and to a very tight timescale – this was key as the existing water heater had developed a leak and I was extremely mindful that the business had to remain operational to satisfy local demand. We are very happy with Rinnai and will be spreading the word,” adds Ray Gallimore.

Now two HDC1500i internal mounted water heaters with secondary circulation provide hot water for 12 commercial machines, plus a sink and a wash hand basin.

“The Rinnai system has resulted in an energy reduction and gas saving due to higher efficiencies and because we are no longer maintaining large amounts of stored hot water. It’s not rocket science to work that out!”

“In terms of gas usage running costs compared to the old wasteful storage system, our bills have virtually been halved since the Rinnai system went live five months ago which is absolutely tremendous,” says Gallimore.

Rinnai’s heavy-duty condensing range uses two heat exchangers to capture residual heat from flue gases to pre-heat incoming water, with the HDC1500i turning in 105% net efficiencies*.

These figures add up to considerable on-going energy savings when compared with traditional gas fired stored water systems.

With a Rinnai condensing unit, temperature is regulated to within +/-1°C via ‘smart’ internal controls without any variation of temperature at the outlet even when water is drawn off elsewhere.

All models have full electronic ignition, no pilot light and operate on demand only, so there is no gas consumption when the unit is idle.

The units are easily configured in a manifold arrangement, ensuring there will never be a shortfall of instant hot water whatever the demand.



Rinnai, the UK’s leading manufacturer of the ErP A-rated Infinity range of continuous flow condensing gas-fired water heaters, supplies the best energy efficient range of low-NoX water heating units currently on the market.

Advanced condensing heat exchangers combined with innovative burner technology ensures that every cubic metre of gas is used to the maximum on HDC 1500i.

Legionella proliferation is answered by Rinnai: the company has developed additional ‘SMART’ controls for secondary return DHW systems in the form of an advanced temperature control system which allows for safe running of water at 42°C core temperature during the day and 60°C at a time when the building is closed. By the time the building reopens, core temperature is 42°C for safe use.

Another Rinnai innovation addresses an age-old industry problem with hot water delivery - lime scale build-up. The company’s integrated scale control system is an innovative solution and comes in the form of an LC (lime check) code on the display of the controller.

Almost all water-fed appliances, including plate heat exchangers, boilers and water heaters will accumulate scale deposits when used within hard water areas over time. Lime scale consists of calcium carbonate (calcite) with lesser amounts of other calcium salts such as the sulphate. Sometimes lime scale deposits contain corrosion debris

and this scale build-up can affect the water heaters by reducing their efficiency and overall performance. Ultimately, ongoing use with hard water may shorten the lifespan of conventional water heating appliances and systems. To safeguard against this Rinnai units continually self-monitor for lime scale deposits around the heat exchanger. If a lime scale build up has been identified, a message is sent to the built-in interface panel on the front of the appliance. The message is displayed as ‘LC’, which alerts the end user that it is time to call a Rinnai service agent to perform a lime scale flush to clear the potentially harmful deposits. This avoids and eliminates the adverse effects associated with lime scale build up, including lower energy efficiencies and rapid product de-generation.

Rinnai’s HDC range offers condensing technology with up to 107% gross efficiency, ultra-low-Nox of less than 20 ppm, a widely expansive modulation range of 54kW-4kW and high flow rates of 37/ltr/min. Add to these benefits are the peace of mind of an extended warranty, a top A-rating exceeding the demands of eco-labelling legislation, the flexibility of external wall mounting and delivery to site with all relevant accessories and the knowledge that the HDC range is future-proofed against future regulatory and legislative changes.

www.rinnai-uk.co.uk



Rinnai – Free Training For All Installers & Contractors Offering Service & Maintenance To End Users

Rinnai, the UK leader in continuous flow hot water heating units and systems, is now offering FREE training courses to any installer or contractor who wants to extend their business and offer service and maintenance to their customers.

The FREE courses will include comprehensive training on Best Practise of system design, sizing, installation, service, maintenance, regulations and legislation both current and pending.

There is an end user expectation of being offered Service & Maintenance plans largely as a result of the domestic boiler market and other consumer appliances.

Rinnai has seen enquiries and demand increase in recent years.

“We believe we make the best products in the continuous flow arena and we strive to offer the very best in customer service excellence.

We are committed to the installer and contractor as the route to the end user. Offering training absolutely FREE of any charge is also part of that commitment, says Phil Nolan (Training officer) for Rinnai.

“We will be offering selected Service Plans to include Call Outs, Planned Maintenance & Safety checks in order to give specific customers a total solution. We will be, as always, working with our installer and contractor customers to enhance and add value to their business offering.” adds Tony Gittings, MD.

Rinnai produces over 12 million gas appliances every year and the products are distributed globally to all parts of the world.

All units are ISO 9001 and ISO 14001 certified (International standard for environmental management systems).

Supported by many optional extras including extensive warranties



and fully qualified technical after sales service teams, Rinnai is the first choice for continuous flow hot water. Rinnai hot water systems fulfil all possible requirements on new or existing projects, providing the optimum solution by using individual or multiple appliances in a cascade system.


“Rinnai employ innovative manufacturing and testing techniques to deliver unparalleled levels of safety, comfort and efficiency for the end user.” says Tony Gittings

For More Information Visit
www.rinnaiuk.com

Beautiful Designer Ceiling Fans



Powerful - Stylish - Reliable - Silent



THE HENLEY FAN COMPANY LTD



01256 636 509

www.henleyfan.com

Be Green

www.firebellystoves.com
email: sales@firebellystoves.com tel: 01422 375582

mvhr

heat recovery ventilation

Our specification..

- ✓ 7-Year warranty
- ✓ Silent operation
- ✓ Smartphone controlled
- ✓ Traffic pollution & pollen filtering
- ✓ Optional warming & cooling
- ✓ Over 90% heat recovery
- ✓ Passive House certified
- ✓ SAP appendix Q listed
- ✓ Approved design & install



For a 5-star service call..

01625 423020

Send plans to sales@solarcrest.co.uk



AIRFLOW
PREFERRED PARTNER

Vectaire Ltd residential ventilation

Midi-BY



eco ventilation systems
removing moisture,
odours and pollutants
new build and refurbishment



WHHR Mini



MVHRs for wall, loft or
in-line installation:
summer bypass:
frost-protection:
LCD commissioning:
MIDI, MAXI & MAXI PLUS
available with advanced
acoustic attenuation:
independently tested
sound levels

Axial and centrifugal,
3 speed dMEVs:



EL1003

low energy economical:
tenant and
environmentally friendly:
PCDB Listed

Vectaire Ltd. 01494 522333. sales@vectaire.co.uk. www.vectaire.co.uk



The Marketplace For Heating And Hot Water Has Now Changed – Time For The Industry To Make Choices

Tony Gittings of Rinnai looks at the changes that have now become a permanent and developing part of the domestic heating and hot water marketplace – selling direct to the consumer, bypassing the traditional supply route.

There is a 15 second iPhone video clip on Twitter at the moment of a big lad, full of muscles, destroying a door inside a building. It takes him two punches, one kick and both his hands to wrench the door right off its hinges. Accompanying this is some very stark copy which talks about how he'd had a job booked in to install a boiler, but he had lost out on price to one of the big, direct-to-consumer online brand names. His fury carries over from the film to the text with some very explicit language.

The change in the domestic heating and hot water marketplace is that online buying is now taking over the supply chain. The boiler manufacturers, some of them, want to sell more and more direct to the consumer. It is as simple as that. The traditional route to market of: manufacturer -merchant/distributor – installer-end user/consumer is getting to be less and less and may well soon be gone. The new route to market may well have some casualties – the merchants/ distributors and installers. It may well hit installers hardest in terms of prices being driven down.

Boiler producers have traditionally made their margin at the factory gate. – The merchant/distributor may never of made the size of margins, on boilers, anywhere near as much as the manufacturers.

Traditionally the merchants/ distributors relied on the branded boilers to bring the installer into their sales arena and buy all the materials for an installation and make up the margins on fittings, piping and ancillaries.

The fact that life is online now, and that almost all household expenditure goes through the web, is now cast in stone, for time being anyway. The change in consumer spending can be summed up by the following reports>

The BBC News website and the Retail Gazette recently extensive articles and reports on the dramatic demise of shopping centres and malls. Dead or dying High Streets, zombie retailing – the clichés were wonderfully employed.



Retail Gazette quoted some very heavyweight financiers – APAM Asset Management. They reckoned that there were as many as 200 – yes, two hundred – shopping centres that were financially on the edge of business existence.

Asset management firm APAM estimates that hundreds of shopping centres worth around £7 billion are in danger of breaching debt covenants.

This number has reportedly increased by 75 per cent since last year, as falling market values and increasing numbers of CVAs butcher the sector.

Retail Gazette reported that APAM's executive director Simon Cooke said this was in part due to lack of reinvestment by private equity owners, with the average shopping centre in the UK having changed hands or been refinanced three-and-a-half years ago.

The BBC News report quoted Retail Gazette and also added in its own experts.

Mr Nelson Blackley, from the National Retail Research Knowledge Exchange Centre, said the growth of online retail in the UK – on sites such as Amazon – had been faster than in almost any other retail market in the world. The demise of "major anchor stores" like BHS and Toys R Us and the rise of online shopping has caused a "downward spiral", said Mr Nelson Blackley.

"If the major anchor store moves out, that has a halo effect on other stores in that centre. It's a downward spiral and you can't fill shopping centres with nail bars and vape shops." Mr Blackley, who is based at Nottingham Trent University's Nottingham Business School, pointed to research in the Financial Times that suggested about £2.5bn worth of shopping centres and retail parks are up for sale in towns and cities across the UK.

Some of this marketing is unofficial and not in the public domain," he said.

"It's a trend that's moving very quickly. You don't necessarily want to be in the business of owning shopping centres at the moment." No kidding Mr Blackley.....

A prominent and nationally operating installer friend of mine put it this way in nicely earthy language, "I am not that old, but I remember Woolworths going out of business in the late 90s and look recently at BHS and the House of Fraser going down the plughole – massive names in retailing. As an installer I am so alive to the change in my customers buying habits. You don't a PhD in 'The Blindingly Obvious' to realise the game has changed. I think it is a matter of concentrating on the 'new' and not wasting time on the old ways. They are gone."

We made our own decisions several years ago. Then, about 30% of our total sales were through the distribution route to market.

That is now around 15% and that is with distributors which are geographically and strategically placed to deliver – direct to the installer.

It is not difficult to envisage that with just a few years that the big brand names will be aiming everything they've got direct to the end-user/consumer. But it may well be at the expense of the installer, who may well have to work on an iron-clad fixed price basis which may not be the true value of the job.

We have chosen our route many years ago and have continued during all those years to fully and total commit to the installer as our partner – we have stayed connected. Others may try to 're-connect.'

But it is the installer that is our future and we see nothing on the horizon likely to change that – after all, all gas fired products must, by law, be installed by a fully qualified Gas Safe person. And that means that the individual must have a high level of expertise and 'Yes', we deal with specification and consultants, but that is inevitable on commercial sites which require design and engineering services. engineering savvy.... which is what installers have....

And one final thought – maybe there are even more changes on their way, this time in the manufacturing arena?

For more details on RINNAI products visit www.rinnaiuk.com



The Rinnai 1200i Continuous Flow Hot Water Heating Unit – Delivering Continuous Flow Of Useable Hot Water

Now available is the Rinnai HDC 1200i continuous flow hot water unit with the capacity to deliver in excess of 1500 litres of temperature accurate hot water per hour, with an overall gross efficiency of more than 95%.

These levels of performance, with unbeatable efficiency levels, mean the Rinnai 1200i is more than capable of meeting and exceeding the hot water demands of all applications.

This precision engineered unit can also be combined as multiple units into one single, easy to handle module incorporating cascade frames and common flue. Both the HDC 1200 internal and external models turn in a market leading energy performance of 107% net efficiency and offer superlative ranges of modulation.

The systems internal analytical system can modulate the burner from 54kw to 2.4kw. The Rinnai HDC 1200i is engineered for minimal energy wastage and maximum energy performance.

It is worth remembering that Part L of the Building Regulations 2013 has set minimum thermal efficiency



levels of 90% for natural and 92% for LPG, consequently outlawing non-condensing gas fired water heaters for use in new build projects.

Rinnai is the only manufacturer that can supply a complete range of internal and external ultra-high efficiency condensing continuous flow water heaters, aligned not only to comply but surpass changes on the regulatory horizon.

Rinnai units and systems are now the number one choice for any size

of site or large building or business with a heavy demand for constant hot water or where high peaks of demand occur at certain times. Any number of modules can be manifolded, so the water handling capacity is truly infinite and there is no risk of the 'cascade' of hot water ever running out. The manifolded 1200i units can be delivered direct to site in one complete, easy to manage package and at a very competitive price. For the end user this guarantees considerable cost savings over other forms of hot water generation.



The relatively compact footprint of all Rinnai units and systems means it can optimise plant room space and safeguard accessibility for maintenance and servicing.

There is huge potential for on-demand style water heaters such as the Rinnai HDC 1200i units to play their part in new build and in refurbishments projects alike, where in the latter there are still many old systems that need replacing. By replacing this older technology with new condensing appliances will help support the UK drive towards greener industry.

The Rinnai Infinity HDC 1200i water heater uses heat exchanger technology to allow the largest capacity flow rates, thereby guaranteeing all the hot water needed, when it is needed. As well as increasing capacity, the Rinnai Infinity water heater has lower greenhouse emissions because of the new reduced NOx burner technology and as there is no storage, this scores well with BREEAM.

Available in both internal and external versions, HDC 1200i gives end users 107% net efficiency as the condensing process delivers up to 95% thermal efficiency, translating

into significant energy savings when compared to standard tankless water heaters.

With a continuous flow water heating unit, it will deliver limitless amounts of useable hot water, whatever the site - school, hospital, hotel, office blocks, leisure club etc with no fluctuations in water delivery temperature.

The only time the site uses energy to heat water is when there is a demand, in other words, it is only burning gas when a tap or shower is being run.

For more information on the RINNAI product range visit www.rinnaiuk.com

Create the ideal climate – all year round

Humidity Solutions introduces the new HomEvap to the UK market, providing safe and precise humidity control and/or low energy cooling for residential, commercial or preservation applications.

With four different models, the system can be applied to a range of buildings or conditions and, whilst ideally included in the initial design of a property, it can also be retro-fitted.

Fitted to an air stream such as an HRU, the HomEvap Humidifier connects inline to provide humidity-controlled air to space. Using the adiabatic evaporative process, the water wastage is low, as is the energy usage. A built-in heater can warm the air to overcome the cooling effect if required.

The HomEvap Cooler can be fitted to the warm air extract prior to the HRU so that in this instance the cooling effect is transferred to the incoming air without humidity, providing up to 2kw of cooling for 20w of energy.

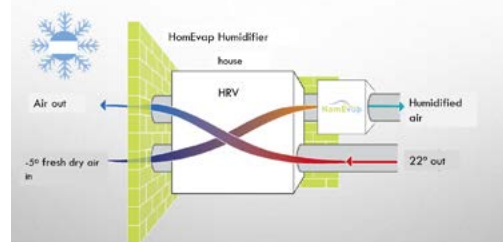
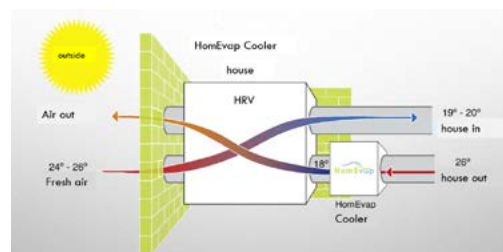
Both solutions can be combined if required, with a single controller providing the brains behind the technology. All controls and sensors are included in the package making it a plug and play solution.

If there is no airflow, the HomEvap Direct is the solution. This system is stand alone, using a low energy, quiet fan, and can be discreetly positioned above a ceiling or in a cupboard.

This innovative humidifier from HomEvap increases comfort in every living and working environment and ensures a healthy indoor climate. HomEvap evaporators were developed as energy-efficient humidifiers, coolers and combined solutions for offices, homes, hotels and public facilities.

To find out more about the HomEvap range, call 01372 571200 or visit www.humiditysolutions.co.uk

Quote DBB to receive an exclusive offer.



Humidity control & low energy cooling



Working with your Heat Recovery System to...

...create the ideal environment



- Low energy evaporative cooler and/or humidifier
- Reduces irritations such as dry eyes or itchy skin
- Protects artefacts and wooden floors
- Alleviates symptoms of Asthma, eczema and other allergies
- Silent/Discreet – loft or cupboard installation

Mention DBB to receive an exclusive offer

01372 571200

www.humiditysolutions.co.uk/homevap

HUMIDITY
SOLUTIONS
Independently better



Ultra-discreet loudspeakers for any location

British loudspeaker designer, Monitor Audio, has a range of Custom Install speakers for every situation. Their ultra-discreet In-ceiling and In-wall speakers deliver a stunning audio performance whilst protecting the room's décor. For more extreme environments, such as outdoor terraces or pool rooms, they offer a choice of speaker ranges, all of which deliver Monitor Audio's award-winning sound.



monitoraudio.com



intelligent abodes

SMART HOMES • SMART LIVING • SMART SERVICE



Specialists in home automation, electrics & interiors including lighting, discreet multi-room audio, home cinemas, blinds & curtains.



www.intelligentabodes.co.uk

01392 823398 • info@intelligentabodes.co.uk



All Round Entertainment

MASS Surround Sound

Movies, Music, and Gaming

Five satellite speakers and a subwoofer bring an entirely new level of performance and aesthetic with 360° sound.



monitoraudio.com



Premium hi-fi, home cinema and smart home systems

For music, media and cinema rooms that look as good as they sound. Loud & Clear, putting you in the middle of the performance for over 20 years.




Loud & Clear

GLASGOW 0141 221 0221
EDINBURGH 0131 555 3963
www.loud-clear.co.uk



helm london

vegan.handmade.candles www.helmlondon.com




Seoul Semiconductor

Seoul Semiconductor develops and commercializes light emitting diodes (LEDs) for automotive, general illumination, specialty lighting, and backlighting markets.

As the fourth-largest LED manufacturer globally, Seoul Semiconductor holds more than 12,000 patents, offers a wide range of technologies, and mass produces innovative LED products such as SunLike – delivering the world’s best light quality in a next-generation LED enabling human-centric lighting optimized for circadian rhythms; WICOP – a simpler structured package-free LED which provides market leading color uniformity and cost savings at the fixture level, providing high lumen density and design flexibility; NanoDriver Series – the world’s smallest 24W DC LED drivers; Acrich, the world’s first high-voltage AC-driven LED technology developed in 2005, including all AC LED-related technologies from chip to module and circuit fabrication, as well as multi-junction technology (MJT); and nPola, a new LED product based on GaN-substrate technology that achieves more than ten times the output of conventional LEDs. UCD constitutes a high color gamut display which delivers more than 90% NTSC.

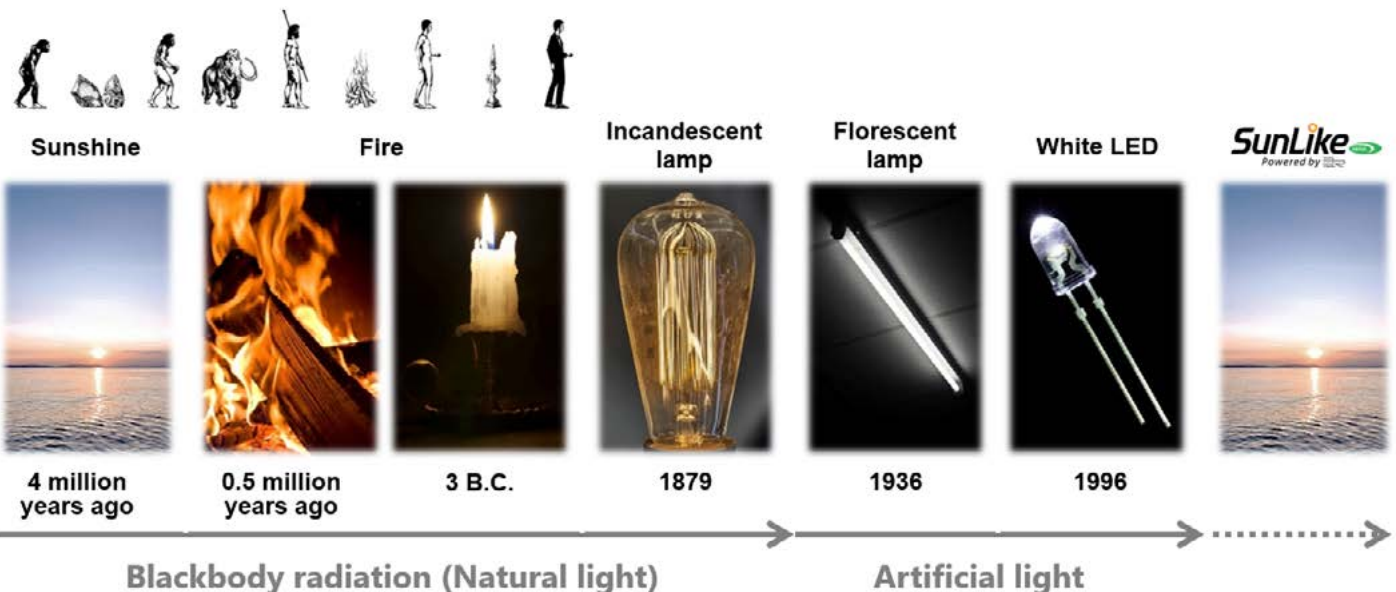
SunLike is an advanced light source that combines the latest optical and compound semiconductor technology of Seoul Semiconductor and *TRI-R technology, a sunlight spectrum reproduction technology, that is a registered trademark by the



Toshiba Materials Co., Ltd. It lowers blue light peak similar to sunlight spectrum and contributes to maintaining a stable human circadian rhythms and enhancing the color clarity of objects. It has been supplied to global lighting customers in Korea, US, China and Japan as well as Europe that manufacture home lightings, smart desk stands and lamps, high-end lightings for museums, hotels, offices and the cosmetic sector.

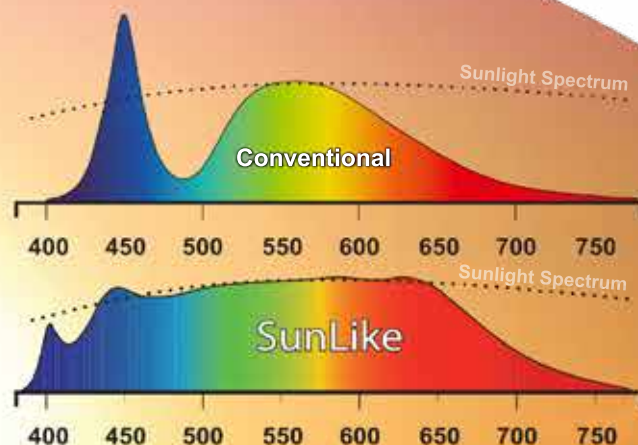
*TRI-R, supported by Toshiba Materials, finds in the definition “The light closest to the sun for human well-being” as its original concept. The sun light spectrum is developed by the same company and can be reproduced by a white LED light source technology.

To learn more, visit www.seoulsemicon.com



Natural & Healthy Light

SunLike
Powered by 



- Improves the light experience for human health benefits
- Closely matches the spectrum of natural sunlight
- Harmonizes light output with natural circadian rhythms
- Minimizes negative effects of conventional LED light sources



SEOUL SEMICONDUCTOR

Visit seoulsemicon.com to learn more about SunLike Series LEDs.

info.europe@seoulsemicon.com



Deirdre Dyson

EXCLUSIVE CARPETS AND RUGS

BURLESQUE & GOLDEN PHEASANT
from the Plumage Collection

www.deirdredyson.com







How To Light Your Home In Style

Lighting can make or break an interior scheme, but it's often only considered as an after thought once the more obvious elements of a room design have been put together. Lighting not only provides functional illumination, it also plays a vital role in setting the tone and mood of a space.

Drawing on many years' experience designing lighting schemes for a wide range of clients' homes – from Georgian townhouses to contemporary penthouses – Roselind shares her advice on how to design lighting schemes for key areas of the home.





THE KITCHEN

"It's important to consider functionality and aesthetics as well as layout when planning lighting for the kitchen," says Roselind. "In an open plan kitchen and living space, for example, you can use connected lighting to subtly divide the space by opting for crisp, white light in the kitchen zone and a warmer light in the living/dining space. Task lighting is crucial above work surfaces, downlights add an extra layer of drama, and LED strips can easily be integrated at floor level to 'float' specific elements of a kitchen such as an island."

In Roselind Wilson Design's Eaton Mews North project, lighting played a key role in bringing the dramatic faux living wall to life. With no natural light in this basement kitchen, the living wall is lit from above with LED strip lighting.

The colour of the LED lighting was specified at 3000 Kelvin, which mimics daylight, to give the impression of natural light flooding down from above. Elsewhere in the kitchen, two pendant lights supply task lighting to

the island. The Elements MA15 Tom Box light fixtures (chaplins.co.uk) are made from oxidated brass and were chosen to tie in with the other finishes used within the kitchen.

Task lighting above the worktops comes in the form of three black cylindrical Luceplan ceiling lights (luceplan.com) arranged in a row to create a strong visual feature.

"We specified the light for these to be 2700 Kelvin to create a warmer and more ambient glow for this section of the kitchen," says Roselind. "All the lights in this space are controlled by an automated lighting system (RAKO lighting control) to allow the mood and ambience of the space to be altered according to the client's wishes."

For the kitchen of Roselind Wilson Design's Belsize Park project, an Array pendant light from CTO Lighting (ctolighting.co.uk) was chosen to create a dramatic focal point. "This room has amazing, 3.8 metre high ceilings so the task lighting had to be powerful and fully directional so that light could be targeted onto specific working areas," says Roselind.

"The black cotton lampshades on this pendant light make a nod to the dark feature wall and the striped banquette. And the bronze and brass metalwork references the cabinetry in this elegant kitchen."





THE LIVING ROOM

The most important space to get right when it comes to lighting is arguably the living room because that's where you want to relax and unwind. "In the living room you should consider the colour of the light, in particular ensuring you minimise blue tones and opt for warm tones to encourage a welcoming atmosphere," says Roselind.

"With the resurgence of architectural lighting as decorative objects, a striking ceiling pendant is a great way to provide ambient lighting while creating a focal point and bringing a touch of glamour and sophistication to the room."

In Roselind Wilson Design's Richmond project, the open plan living area is a hardworking space combining a kitchen, informal TV area and dining area. To ensure optimal ambient lighting across the whole space, Roselind specified a series of downlights across the room to provide a good distribution of light. "We also commissioned a bespoke contemporary light fitting featuring faux candles to hang above the dining table," says Roselind. "It creates an amazing focal point and also ties in with the eclectic design scheme that includes a combination of modern and vintage furniture."

(Similar shelf light with faux candles and spots from Phillips & Wood, phillipsandwood.co.uk)

In the living room of Roselind Wilson Design's Antrim Grove project, the incredible floor-to-ceiling shelving is made even more dramatic with carefully positioned accent lighting highlighting the family's books, albums and games. With limited natural light, this cosy basement space is incredibly inviting because of the rich textures which have been introduced such as the suede wall hangings, leather details and natural, hand-woven rug. The warm yet muted colour palette allows the accent lighting and design features to really shine.


THE BEDROOM

"Lighting is crucial in bedroom design because a carefully chosen layered lighting scheme can set the atmosphere of the room," says Roselind. "A key consideration in any room is smart, ambient lighting which can be fine-tuned from day to night or according to mood. LEDs are perfect for sleeping areas because they are easily dimmable, can change colour and are energy efficient as well as long lasting."

In the bedroom of Roselind Wilson Design's Fitzrovia project, in which a previously bland apartment was given a complete overhaul, layers of light were a key consideration when it came to designing the bedroom. The client wanted his flat to be an intimate pied-à-terre in which he could escape from the world and unwind. In response to this, the master bedroom has monochrome and smoky charcoal tones which give a sense of warm tranquillity. Practical LED

downlights are teamed with perimeter LED lighting strips hidden behind the edge of the bulkhead to create a gentle, ambient light. Bespoke brass bedside lights with red horse hair lampshades have then been added to provide warm accent lighting and to form a link with the rich textures of the bespoke headboard.

In the calm and elegant master bedroom Roselind Wilson Design created for their client in Chelsea, lighting was integral to the scheme. Tall, fluted bedside lamps were chosen as task lighting on the bedside tables, and accent lighting was introduced via curved wall lights placed either side of the fireplace. In the cosy reading corner, a floor standing lamp has been positioned beside the armchair for additional task lighting in the evening. (Padworth Vase bedside lamps with Pembroke Lily Linen lampshade, Vaughan Lighting, vaughandesigns.com; Bespoke curved wall lights by Copper & Silk, copperandsilk.com using fabric Kohro K0001995 Popeline



Col.795687 Ardesia, kohro.it/en; Heron floor lamp in satin brass, CTO Lighting, ctolighting.co.uk)

"With this project, lighting considerations played an integral part of the overall design scheme with much of the glamour and beauty of the room coming from the high level of detail applied to every element," says Roselind.



THE BATHROOM

Layers of light are key to creating a successful bathroom lighting scheme. You could start with a beautiful pendant or chandelier to create a glamorous focal point and then add layers of light such as downlights and mirror lights.


It's also worth thinking about using several different circuits of lights so that the mood can be adjusted as desired.

"When choosing bathroom lighting, be mindful of reflections in mirrors or on polished floors as well as the colour temperature of the light," says Roselind Wilson.

"It's especially important to ensure you install flattering lighting around the mirror. Nothing lifts the spirits like looking your best in the morning!"

The owner of Roselind Wilson Design's Palace Court bathroom favoured contemporary design with rich textures and glamorous finishes.

Under-cabinet lights provides task lighting for the basin area and also serves to highlight the gold leaf wall



and contrasting chocolate-coloured mosaic tiles.

In the luxurious Bromptons bathroom, the pitched glass roof fills the room with natural light, so the design scheme for this room had to be very carefully thought out.

A soft palette of greens, golds and whites was chosen to create a calm, spa-like feel. Task lighting for the basin area comes in the form of a polished gold Faro wall light from Bella Figura (bella-figura.com).

The gold finish complements the tones of the marble and gives a sense of warmth and ambience.

"One of the challenges presented by this space was the unusual alcove at the end of the room," says Roselind.

"We positioned a daybed there to enhance the spa-like feel and installed multi-changing, coloured fibre-optics in the ceiling to create a relaxed vibe and add an extra dimension to the room."

THE HALLWAY

It's important for lighting in a hallway to be flexible so that it can serve both a practical function and a mood-enhancing one for when welcoming guests, for example. "The hallway tends to be used for practical purposes so make sure you keep it clutter-free and allow space to move with ease," says Roselind. "Why not consider task lighting to highlight a beautiful console table using striking wall lights or a pair of bold table lamps?"

Roselind Wilson Design's Holland Park project is a great example of how to make an entrance. A dramatic glass pendant light dominates the hallway, casting a soft, glittery light over the harlequin floor. Black contemporary wall lights flank the mirror and tie in with the slimline, ebony-coloured console table. "The monochrome colour palette here creates a timeless feel that is brought bang up to date with contemporary light fittings and

furniture," says Roselind. (The Hope Light pendant, Luceplan, luceplan.com; Foglio wall lights, Flos, flos.com)

Over at the Broad Walk project in North London, the owners of this impressive, new build wanted to create a grand, elegant interior which would still feel warm and welcoming.

"For the entrance hall, we chose a striking brushed silver chandelier to wash light across the circular table and the dramatic, monochrome floor tiles beneath," explains Roselind. "Antique brass wall lights were added as accent lighting to highlight the textured silk wall paper and add a sense of warmth and sophistication."

(Spider pendant chandelier, Smania, eng.smania.it; Matchstick wall lights in Burnt Silver, Porta Romana, portaromana.com)



T: +44 (0)20 3371 1779 |
www.roselindwilsondesign.com



LAVENNZZA

PORCELAIN - CERAMIC - ARCHITECTURAL - COMMERCIAL - DESIGN

Design – Texture – 3D – Anti Slip

'Design' Tile Collection by LAVENNZZA is a minimal high-tech multi format, rectified porcelain stoneware tile range with high-level design features and anti slip properties. Due to its quality and strength, this is the ideal tile collection to use when designing stunning bathrooms, living areas, coffee shops and hotel receptions.



Have you ever wondered why it is so hard for designers and architects to create stunning interiors that incorporated features and can live up to the expectations of the modern day client? Well LAVENNZZA has the answer.

Manufactured in Italy and with passion that you could only expect from the Italian's, Design is a minimal high-tech collection for environments with an elegantly engineered feel.

Design consists of four colors that are available in three modular sizes. The modulation allows within your design to seamlessly match up grout lines from the wall to the floor and use a combination of sizes. Further more, a textured anti slip variation can be used as either a preventative to a slip hazard on the floor in commercial locations or for the use on the floor of a bathroom shower enclosure. BUT it doesn't stop there. The anti slip tiles are also feature tiles with a ribbed and grooved texture providing something touchable, something visually pleasing and something that shows style.

3D wall tiles are instantly eye catching and can be used in lots of different ways from full feature walls to bathroom alcoves. The tiles are mounted onto a mesh backing which makes installation simple.

Thanks to research, care and study in which simplicity is the absolute goal. Design is enriched by the possibility of using it in **combination** with another tile collection **'Fire & Black'**, for stylish, on-trend coverings. Both collections show the effects of time in natural earthy colour's, thanks to advanced technologies.

For more information contact:

info@lavenzza.co.uk

0208 108 5999

www.lavenzza.co.uk



Your Perfect Acrylic Partner- Senoplast from Decorative Panels Lamination

High gloss acrylics from Senoplast continue to meet the needs of current design trends and enrich the furniture market worldwide with their unmistakable surface quality, excellent gloss effect and unique depth of gloss. Thanks to 60 years of experience and highly specialised know-how, Senoplast, is a tradition conscious company ensuring first class product quality.

Senoplast is one of the industries recognised leaders in high gloss acrylic materials and together with Decorative Panels Lamination (dp-lamination), a long term established manufacturer of this product, they are able to offer laminated Senoplast sheet material with unrivalled quality to the market.

As the UK's largest laminator, dp-lamination have established a successful partnership with Senoplast, offering all the latest designs as stock items as well as showcasing trending designs to gauge market reaction.

After ever increasing demand for a range of metallic matt surfaces, the latest Senoplast designs to be stocked by dp-lamination are Grey Metallic and Champagne Metallic matts.

The unique combination of a matt acrylic, paired with the metallic flakes in the surface, make these new designs stand out for all the right reasons. Not only do these finishes have a superb appearance but they have extraordinary scratch and scour resistance whilst being like velvet to touch.

An understated richness without cold tones, Grey Metallic matt is the perfect background to make other accent colours really stand out. Alternatively, brimming with warmth and an unmatched depth, the subtle richness of Champagne Metallic Matt creates an earthy and uplifting finish.

The Senoplast offer from dp-lamination now extends to over 60 finishes and includes 11 designs that are unavailable anywhere else on the market. The Senoplast offer is split between the company's dp-specialist and dp-limitless collections. 32 Senoplast designs are available in bulk within the dp-specialist portfolio which extends to over 100 designs in gloss, matt and fantasy finishes. There are another 31 Senoplast designs within the dp-limitless range which are available from as little as one board.



The 63 designs range from modern grey tones and aqua shades to neutral hues. There is a colour for every design need. Create a contemporary look by combining one colour with both matt and gloss finishes or pair with a textured woodgrain from the dp-decor range for a more traditional feel.

A PUR Hot Melt is used by the West Yorkshire based company to laminate Senoplast acrylic to achieve the perfect finish. Designs from the dp-limitless portfolio are available from as little as just one board and bulk orders from the dp-specialist portfolio begin at packs of 35 on 18mm MDF. Contact a member of the dp-lamination sales team today for more information and to order samples of this impressive collection.

T: 01484 658341
W: decorativepanels.co.uk
E: info@decorativepanels.co.uk



the
decorative
panels
group

YOUR PERFECT PARTNER

matt. gloss. laminated.



dp-specialist

**A variety of over a 100
highgloss, supermatt,
woodgrain and fantasy designs.**

Available in acrylic, PP, PVC and paper
gloss finishes from the likes of Senoplast,
Hornschuch and Renolit, among many
others.

Contact us for more information.

Century House, Premier Way, Lowfields Business Park,
Elland, West Yorkshire, HX5 9HF

T: +44 (0) 1484 658341 E: info@decorativepanels.co.uk
www.decorativepanels.co.uk



Designs Are Hot At Furniture City

Summer heats up as new designs burst into bloom in Manchester which becomes 'Furniture City' once again for 3 days this July. The Manchester Furniture Show (MFS), brings the city to life as the hottest new furniture and interiors collections flood the halls of the prime city centre venue - Manchester Central, from Sunday 14th to Tuesday 16th July.

A relaxed atmosphere at the show belies the serious business with 150 A List UK and international exhibitors showing their latest product ranges. There are collections for every price point from volume to high-end and it attracts big name retail and design buyers. The latest products on the market in every type of furniture and interior décor will be on display – from petite size tables to grand sofas and from silk cushions to large floor mirrors.

Renowned UK brands are among the exhibitors including in upholstery, Buoyant, Westbridge and Whitmeadow. With their newly established brand - The Branded Furniture Company, Whitmeadow will show new models in the dramatic Orla Kiely Upholstery collection alongside new models in their Content by Conran collaboration. Westbridge continue to wow buyers with their

sumptuous sofas covered in luxurious plains and splendid patterns – the soft pink Slouch is a perfect example.

There are plenty of stand-outs in bedroom and cabinet furniture too - opulent beds will be on show from Hestia, whose parent company Furmanac is the largest manufacturer of high-end and mid-range motion beds in the UK. Whitmeadow's bed studio will comprise their latest lavish and beautifully covered upholstered beds in twenty-first century styles.

New cabinet collections from imaginative Rowico include a perfectly designed Scandinavian dining range and Tate Charcoal, a dark living and dining collection full of drama. Ever ingenious Blue Bone also have a new Scandi style collection called Oslo, it exudes the cool style of the city it's named after, with a touch of flair added in.

Exclusive brands from Europe and the UK will show at MidPoint - the 'show within a show', which is held in the connecting Charter Hall and features contemporary, high-end collections in cabinet furniture, upholstery, occasional furniture and lighting.

From Italy A.L.F. Uno SpA show their streamlined cabinet collections in

on-trend colours and flawless design. Fellow Italians Italia Living have the ultimate in Italian leather seating chic and successfully achieve their aim of combining shapes, materials and colours to produce products of impeccable quality. Rich upholstery models will also be on show from expert Polish producers Kler, Gala Collezione and major player SITS.

The UK's Baker Furniture, Kesterport and Chelsom add cabinet spice with an abundance of mixed materials MidPoint. Chelsom's specialist, futuristic occasional furniture pieces perfectly complement their renowned lighting - both made for high-end commercial and residential use. Kesterport also supply select commercial and residential properties with luxury, top-drawer furniture and upholstery and will show perfectly designed new models.

It's the summer interiors show with all and Manchester itself plays a huge part in the buzz of MFS as 'Furniture City' comes alive!



For more information and to register for your free entrance please go to:
www.manchesterfurnitureshow.com

Manchester
FURNITURE
SHOW

MANCHESTER CENTRAL
14-16 JULY
2019



THIS SUMMER'S HOTTEST FURNITURE SHOW

FEATURING MIDPOINT

Register now at manchesterfurnitureshow.com



Sherwood Painted Shaker Kitchen

by Daval, from Raycross Interiors

Leading British furniture designer and maker, Daval celebrate one of its appointed UK design studios, Raycross Interiors, as it designs this skylit shaker-style open plan kitchen diner for a countryside home in West Byfleet, Surrey: Mr & Mrs N, West Byfleet Kitchen

Epitomising country-chic styling, this classic furniture project depicts the authentic Sherwood Kitchen Furniture Collection by Daval. Recommended by Raycross Interiors, Sherwood is a sophisticated and timeless furniture collection that embraces all of the idiosyncrasies, knots, cross fires and beautiful grain of natural wood.

Designed with classic shaker style doors, Sherwood by Daval is seen here hand painted in Cashmere, with each

door featuring an inside chamfer detail that not only defines the shape, but also accentuates the painted timber by capturing varying light and shade.

Similarly, the painted cashmere when paired against the 30mm Blanco Maple Quartz work surfaces impresses a crisp, neutral aesthetic throughout the kitchen which is softened by the timber effect porcelain floor tiles. This neutral flooring was not reserved for only the kitchen, as it actually spans the open plan kitchen diner as well as the hallway, cloakroom and living areas for a truly holistic look and feel.

The kitchen was designed to create a highly ergonomic open-plan kitchen diner that is both functional and, also maximises the scenic views of the beautifully manicured gardens.





Leading Daval retailer, Raycross Interiors, worked very closely with this client, from initial consultation and design concept, right through to when the extension was ready for the kitchen to be installed and project completed.

With a brief to achieve full functionality verbatim, this modern kitchen scheme embraces some of the latest appliances by Siemens including two single ovens, a warming drawer, an integral induction hob and extractor as part of the island unit and a built-in microwave.

For the height of utility, the all-important Caple Wine Cooler and high performance Quooker Hot Tap are located next to the deep Franke Belfast Ceramic Sink.

“We love our beautiful kitchen and would highly recommend Graham and his whole team to anyone thinking of renovating.

A reputation of good quality and excellent service was what attracted us to Raycross in the first place and that is exactly what was delivered.

We were so impressed that Graham kept his word with timings throughout the entire project and got back to us promptly whenever we needed something.

He specialises in paying close attention to detail at every stage, and visited us early on during our building work to ensure that our builders were preparing properly for him.

It has been such a positive experience to see our kitchen transform. A huge thank you for all your hard work and vision” - Mr and Mrs N, West Byfleet.

Graham Cross, Designer, Raycross Interiors says “We have provided our clients with high quality products together with outstanding customer service, and whilst trends in décor have changed over the years, our determination to give our customers an unrivalled service is testament to the success of our business.

Investing in good quality furniture will increase its longevity and ensure you enjoy your new kitchen for many years to come.”





Simon Bodsworth, Managing Director, Daval says "Working with Raycross Interiors has always been an inspiration to us as a manufacturer, able to support a family run business like us which is dedicated to a high level of product design and service.

We couldn't achieve this market saturation without our devoted retail network and we hope with continued R&D, exploration of new materials, techniques and design processes, we will continue to offer Raycross Interiors the ability to furnish interior spaces that are tailor-made to the individual."

Daval's shaker-style kitchen furniture can be designed made-to-measure, creating a perfect blend of quality styling and traditional

British craftsmanship. The Sherwood Collection offers:

- Made-to-measure, made-to-order furniture
- 19x hand painted finishes [bespoke colour matching service available]
- All furniture is sourced from renewable timber sources
- Add your own stylish twist with curved or open display units
- Material options: Solid Oak
- Colour-match cabinets ability
- Quality British craftsmanship
- Built from sustainable materials
- Precision engineered in the UK

- Option-i: choose from multiple finishes, sizes and storage solutions
- Prices start from £15,000+vat
- The Sherwood Kitchen Furniture specified in this project retails for £26,000+vat



Daval excel at creating bespoke kitchens tailored to exact specifications. For further information on Daval and its kitchen furniture collections, please contact:

Daval Furniture - T 01484 848500 or visit www.daval-furniture.co.uk

Daval House, Spa Fields Industrial Estate, New Street, Slaithwaite, Huddersfield, HD7 5BB

Your destination for design

Purveyors of iconic furniture, lighting & accessories from the most exciting, international brands.



HOSPITALITY | COMMERCIAL | RESIDENTIAL

Nest Contracts deliver premium designer furniture to any project, with quality guaranteed.

With over 15 years of industry experience, our expert team are on-hand to keep your project on track.

**Speak to our specialists.
Call 0114 243 3000**

nest.
CONTRACTS



Continental design with UK lead times

This season sees the release of Lanzet's new colour choices for two of their most popular door ranges.

The trend of industrial-inspired colours and textures is here to stay and our new palette offers an up-to-date interpretation of this.

With the rise of open-plan living, sleek and fuss-free designs are at the height of fashion. Team your door choice with an aluminium trim for a true handle-less kitchen solution.

With a home-based manufacturer, you can have all of this with just a 20-working day turnaround time.

City living

Islington Wharf Locks is a brand-new housing complex in Ancoats, Manchester.

This inner-city development is nearing its completion. Lanzet have installed 101 kitchens over 9 months.

Site Manager, Stuart Schofield said, 'Eric Wright Construction have been working with Lanzet for a 6-month period.

The new colour choices for our Paris and Provence ranges.



We are very happy with how the project has been run by Lanzet; Neil Whittaker has been on hand to deal with any issues and quickly resolved them. The fitters are a credit to Lanzet: they are very knowledgeable and the quality is top priority.'

Building momentum

Lanzet's reputation as the UK's premium contract kitchen company continues to spread across the country with a number of new developments secured for the year ahead, many of which are underway. Balfour Beatty have been awarded the contract for the second phase of Whapping Wharf, Bristol. The clients for this development are; Muse Developments, Sovereign Housing and Umberslade.

Lanzet are once again the preferred supplier and will be fitting 256 kitchens in this waterside apartment complex.

Cala Homes Chiltern continue working with Lanzet and are set to commence work at their Wallingford site with 91 kitchens due to be installed this spring.

Cala Staines are beginning work on a new development: Deepcut, with 75 properties benefitting from a Lanzet kitchen.

Thakeham Homes are launching their flagship site- Peas Pottage in West Sussex.

This development will consist of multiple phases, the first of which starts this spring. Lanzet will be installing 156 prestige kitchens into these luxury properties.

For more information, please contact:

LANZET
KITCHEN EXCELLENCE SINCE 1985



gemma@lanzet.co.uk
07903 14164



Maxtop launches next generation of its one-of-a-kind worktops

Unique modular quartz surface specialist, Maxtop Quartz, has revealed the next generation of its one-of-a-kind worktops, complete with a seamless finish, stylish 1.5mm bevelled edge and now including marble-effect finishes.

Stephen Moss, managing director of Maxtop Quartz Ltd, comments: "Maxtop Quartz has always been a unique proposition in the surface market and we've been working incredibly hard behind the scenes to develop the product to make it the best it can possibly be.

"We've also revised our décors after much careful consideration and are

confident that we have a shade for all kitchen styles. The range now includes a selection of timeless black, white and grey finishes, but has also seen the introduction of two marble-effect décors; Alba and Tundra which we're expecting to be very popular.

"Stylish, durable, lighter and more affordable than traditional stone, Maxtop delivers quartz where it counts, and we're delighted we're now able to share the next generation of our market-leading surfaces."

For more information about Maxtop please visit www.maxtopquartz.co.uk



Caesarstone launches Primordia: A new addition to the brand's award-winning Metropolitan Collection

4043 Primordia's organic appearance reflects topological strata; alluvial layers in stone created over aeons. The material combines these natural aspects with a rough finish, celebrating the beauty of patina and texture while reinventing the kitchen as a striking cooking space outfitted with chef-quality appliances and sophisticated accents.

4043 Primordia's industrial look is accentuated by its unique imperfections; a theme common to each

colour in Caesarstone's Metropolitan Collection. Its cool grey complexion echoes the character of concrete, evoking a contemporary feel. Composed across its light grey base, soft mineral marks in off-whites and greys combine with darker veils of grey and brown to reflect the oxidised rusts found in nature. This authentic effect is completed by subtle traces of faint yellow and washed green, giving the surface more body.

www.caesarstone.co.uk



Devine Distribution Ltd - U.K. Distributor

Airforce is a company made of people where the results in terms of innovative products are the offshoot of a constant and intense research.

The study, the will to launch a style, the proposal of a Made in Fabriano even more advanced and concentrated on the choices of functionality, reliability, design and innovation. Our sector is the one of the cooker hoods and for years we have been present on the main European markets and we are ready to set sails towards the new emerging markets.

Ready and present and thus in the evolution of the new designer cooker hoods, open to new frontiers of the market, where the centre remains the family and the possibility to improve the quality of life itself.

Airforce is all Italian, in the same way it is very European, open to the world, but characterized and localized in a territory where the cooker hood was born in the '70s and from where it has become one of the most important household appliances throughout the world.

"Airforce is a company made of people where quality choices that go hand-in-hand with functionality, reliability, design and innovation"

Sales@Devinedistribution.co.uk

02392 597600





John Lewis Of Hungerford

John Lewis of Hungerford created the first painted kitchen cabinetry in the UK back in 1972.

47 years later we are still supplying beautiful, handcrafted cabinets for the kitchen, together with our collection of painted wardrobes, bespoke dressing rooms and free-standing furniture.

As well as working directly for the client on their own kitchen or bedroom we also work with a range of architects, interior designers and high-end developers, helping to create, high impact, visual spaces for our clients and their customers.

Designed in a personal, customised and unique way, no two designs are the same.

The end result is a stunning installation which enhances the value of the property.

Our involvement in the design of the kitchen can depend on what stage of the process we join at and the overall budgets.

If a client is having building works and we enter at an early enough stage, sometimes we can influence the room layout to achieve the best possible kitchen design. If the location of services such as gas fittings or plumbing have already been decided by the client/contractors then we work with their scheme to design the kitchen layout.

Using a well-known brand with a good reputation for quality and design service will always yield a superior result for the project, while you may save money using a more budget specification you may not be able to get exactly what you want and may not get the personal tailored touch that your room deserves. There is also the longevity of the furniture to consider, as a well-made, well-

designed kitchen should last for years without any maintenance, which means that the increased price initially pays for itself in the long run.

As an established, high-end brand we offer a quality product of robust construction to provide longevity for years to come. Our services of designing, manufacturing & installing far exceed the levels of low budget high street brands, and therefore we are able to fulfil the requirements of our client's needs and desires when it comes to a more discerning choice.

Our current products include 5 styles of kitchen, from traditional to contemporary as well as 4 styles of fitted wardrobes and bespoke dressing room solutions. We have over 80 colour choices and offer a colour matching service too. Our designers are also the single point of contact throughout the entire process from initial concept to finished installation.

www.john-lewis.co.uk

John Lewis of Hungerford

INSPIRED BY YOU • CRAFTED BY US



www.john-lewis.co.uk / 0700 278 4726

BEACONSFIELD / BLACKHEATH / BRISTOL / CAMBRIDGE / CHISWICK / CIRENCESTER / COBHAM
FULHAM* / HUNGERFORD / MUSWELL HILL / OXFORD / WINCHESTER* / WANTAGE—Wardrobe collection only

* Wardrobe collection also on display



Bungalow Refurbishment Project

This project was designed by Lyson Architecture Ltd based in Warwickshire and developed by Nice House Ltd, Kenilworth

The original property was a tired 1960's bungalow with had been relatively untouched from its original layout. There was a small single storey extension to the rear of the property and a part dilapidated garage. The front entrance to the property was at the side of the building adjacent to the two conifer trees. Externally the building was mostly brickwork with some patchy render although the original stop clad chimney still stood proud, this was something we would like to keep.





The internal space did not disappoint with décor paying homage to the sixties era: psychedelic carpets and woodchip wallpaper with the distinct green bathroom suite. It was time to remodel this bungalow and bring it to modern day living.

We were looking to add value to the property by creating an additional bedroom space along with a master bedroom whilst moving the front entrance would create a more natural flow to the space.



In order to gain the extra bedroom, we decided to demolish the garage and extend to the boundary.

This would also fall within permitted development from a planning perspective as the front of the property was actually on the side; this was a massive bonus and reduced our timescale without the need for a full planning application.

We set to work designing the space and removed the majority of the internal walls to open up the space internally. We remodelled the building placing the open plan living areas to the rear of the property to allow the garden to be part of the flow of space. The bedrooms were moved to the front of the property and an additional bedroom added where the garage once stood.

By doing this we managed to create en-suite bathrooms and a walk-in wardrobe to the master bedroom. The new bedroom we decided to utilise the loft space to create a hideaway mezzanine floor as a potential children's room. This also allowed the front entrance hall ceiling to be vaulted with rooflights to flood the space with natural daylight. From the minute you enter the property you are drawn toward the open plan kitchen living area with a sneak preview of the room and garden beyond.



The large aluminium bi-fold doors instantly framing the view to the garden and allowing the sunlight to bounce around the space. This is complimented by the use of a glazed roof lantern placed above the kitchen island as a feature and allowing natural daylight. We wanted to create that feel good factor; the same feeling you have on the first day of holiday when you open the balcony doors and the sun light floods in. By night fall an ambient mood can be set using the hidden LED strip lighting to the perimeter of the lantern and using the latest interactive lighting system.



We wanted to avoid any dark spaces in this bungalow and so we installed a floor to ceiling glazed panel between the open plan living space and the newly formed corridor which borrowed light from the adjacent room but gave the impression that there wasn't any dark corridors or unused space. The spaces were completed using a simple colour palette and feature lighting and furniture to finish the look.

Externally we decided to keep the exterior simple using a mix of three materials, a smooth crisp render with a soft cedar cladding feature against the strong stone cladding of the original chimney which has found a new life amongst the more contemporary look of the bungalow. The property is truly a magnificent space designed and ready for modern living in the twenty first century with a calming undertone to just relax and enjoy the space.



www.lysonarchitecture.co.uk



Smart and sophisticated decking solutions with Trex composite

Trex is the world's number one brand of premium decking and railing. Made from 95% recycled materials, it is eco-friendly and guaranteed to look like new for decades. Offering designers and homeowners alike the opportunity to create a truly unique and customised outdoor space, Trex Transcend composite decking combines a finish that resists stains, scratches and mould with a distinctive and natural-looking, wood-grain pattern in deep, saturated colours inspired by the great outdoors.

With its CustomCurve decking solution, Trex boards can be bent to create dramatic shapes, sweeping curves and a harmonious flow to suit every space no matter the size or shape of the garden. Gone are the days of simple square decks and basic slab patios, as Trex CustomCurve raises any outdoor living project into a work of art.

The newly launched Trex RainEscape drainage system offers homeowners the chance to maximise their outdoor living environments and create a useable space beneath an elevated deck. Installed above the joists of the substructure, this innovative system drains water away from a deck and protects the area below from rain, sun, snowmelt and other elements. As a result, homeowners gain bonus space for storage or an added living area. With Trex RainEscape, homeowners can safely outfit the area under a deck.

Finally, new for 2019, the new Trex Enhance range provides trade professionals and homeowners with a high-performance, lower-cost deck board designed to compete more directly with timber. Delivering the beauty of wood with the confidence of composite by combining premium aesthetics with superior durability and ultra-low maintenance – all at an attainable price point.

The Enhance decking collection is part of Trex's tiered decking line-up that allows contractors and homeowners to choose the perfect product for any project.

Unlike wood, composite decking resists fading and won't rot, warp, crack or splinter, regardless of daily wear and tear.

The boards will even retain their good looks after years of wet British winters and summers.

Available in a variety of shades, there is one to suit every outdoor space.

Visit www.trex.com/uk for more information on Trex products.





Image Credit Neil Kenyon@ArkiMag



Image Credit
Denise Wright Janine Pattison Studios



Image Credit David Barbour

Ecodek

British manufacturer Ecodek have been producing their unique Wood Polymer Composite boards system for over 15 years. In 2018 alone, the production of ecodek® material consumed more than 3600 tonnes of recycled plastic milk bottles and sustainably sourced hardwood fibres.

ecodek® boards are available in three profiles, two finishes and five colours, so suitable for a huge range of applications both commercial and residential. ecodek® can be found across the UK and beyond, in public realm areas such as walkways, bridges, schools, care homes, stadia, restaurants – the list goes on.

With the versatility to adapt to urban or traditional design schemes, ecodek® decking systems will allow the designer to transform outdoor spaces and gardens into feature areas. A range of specific screws, substructure bearers and beams are also available.

Offering bespoke lengths to suit individual projects in both our AT and HD ranges means a welcome relief on site to the usual problem of waste materials. As ecodek® material is 100% recyclable, should any waste be generated on site, we can be buy this

back and put into the production of new boards.

The boards will not warp, splinter or rot, and as ecodek® does not promote mould or algae growth, only require minimal maintenance, and do not require sanding or sealing.

ecodek® material comes with a 25 year warranty as standard, giving piece of mind to both specifier and end user.

An independent life-cycle assessment considered the manufacture of ecodek® (from cradle to factory-gate) showed that production of ecodek® had a net effect of removing carbon dioxide from the atmosphere rather than adding to it – hence carbon negative - a huge achievement in modern manufacturing and one that clearly illustrates our environmental credentials and commitment.

Ecodek is a member of Made in Britain, an organisation established to promote and support British manufacturers, and proudly bear the Made in Britain Marque.

ecodek® AT and HD Reversible Grooved Ribbed boards are available in bespoke lengths and five colours.

ecodek® Heritage Woodgrain Effect boards are available in standard 3.6m lengths and five colours.

To improve safety and aesthetics for outdoor living and public realm spaces, Ecodek now offer DekGlo, an innovative form of lighting for the decking market, charging in daylight and glowing throughout the night.

Requiring no wiring, DekGlo is easy to install, sticking or screwing into decking or drilling a recess so the DekGlo discs lie flush with the surrounding surface. Guaranteed for 20 years, there is no ongoing maintenance issues giving peace of mind to the end-user.

Edges of steps, decking and balustrades can be highlighted to provide a safe outdoor area year-round, providing illumination without ongoing energy costs or damage to the environment.

Contact us to find out more about this fantastic new product, as well as our decking range.

www.ecodek.co.uk
01978 667 840
enquiries@ecodek.co.uk



SUSTAINABLE OUTDOOR LIVING.

The durable and sustainable *alternative*
to hardwood and hollow decking

High quality, British made Wood Plastic Composite
ecodek® contains 95% sustainably sourced hardwood
and HDPE recycled polymer and is 100% recyclable

Bespoke lengths minimise waste

Solid boards that will not splinter or rot

Carbon negative production

Low potential for slip wet or dry

Low maintenance

25 year warranty



01978 667 840
enquiries@ecodek.co.uk
www.ecodek.co.uk



KEDRY PRIME by KE, the pergola suitable for every outdoor space

KE strengthens its worldwide presence proving to be one of the leading company in the solar shading scenario.

Innovation, tasteful design, wide and extensive product range, customized solutions. These are the strong points of GENNIUS pergola system, which adds to its range KEDRY PRIME, a louvered blade shading structure in aluminium that protects from sun rays, wind, humidity and – thanks to the new movable system that channels rainwater to dedicated gutters – water.

Extremely easy to install, Kedry Prime can be fit in any outdoor landscape: the pergola system has a special roof with adjustable blades which allows minimum height overall dimensions and enhances the structure linear design. Moreover, an integrated perimetral led lighting kit offer high level of customization for each customer most specific need.

The structure can be closed with multiple door systems, designed as a protection to weathering. Due to the Vertika Gennius system, the pergola can be integrated with lateral and frontal drop-down awnings.

Vertika Gennius offers an extensive variety of fabrics (transparent, filtering and darkening) to meet any lighting requirement. Once the roll-down awning is closed, it disappears entirely within the structure frame.

In addition, the structure can be internally decorated with decorative drapes or curtains: a romantic and refined touch for those who really appreciated some privacy or a private space for their own. Maximum comfort is ensured with the latest state-of-the-art automation technology: smartphone and tablet apps allow the remote control of Kedry Prime, so the customer can close or open the roof at any weather variation.

As far as energy saving is concerned, KEDRY PRIME, as all other GENNIUS products, suits customer requirements all year round: during winter, it reduces heat dispersion and allows an ideal control of room temperature. During summer, the pergola protects from harmful UV rays and contributes to reduce overheating, cutting down air conditioning usage as well.

All Gennius products are tested and achieved the CE marking, as a guarantee of quality.

KE guarantees a highly reliable and technological product, 100% Made in Italy, designed to enjoy the outdoor all year round, enhancing each environment with style.



www.keoutdoordesign.com



CTD Architectural Tiles Introduces Exterior Porcelain Pavers Collection

CTD Architectural Tiles has introduced its Porcelain Pavers collection, an extensive range of 20mm-thick porcelain tiles specially suited to outdoor environments. Comprised of 22 different tile ranges, each and every product in the collection meets all the technical and design requirements for exterior applications.

From terraces and patios to parking areas, swimming pool surrounds, recreation areas and inside / outside combinations, the Porcelain Pavers collection is guaranteed to deliver on practical and aesthetic qualities. Thanks to the 20mm thickness, every collection is extremely durable and resistant

to breaks and scratches as well as being fade and frost resistant. Boasting a +36PTV (wet) slip-resistant structured surface, the tiles are also extremely low maintenance thanks to their exceptionally low porosity. Offering the added benefit of easy installation, the 20mm ranges can be installed in a number of different formats depending on the environment and project requirements. Providing the ultimate flexibility, the products can even be loose laid onto gravel, sand or pedestals, making them both accessible and re-usable.

www.ctdarchitecturaltiles.co.uk
0800 021 4835



New 'Hero' furniture range offers style, function and sustainability for all seasons

Plaswood has launched a range of picnic tables called 'Hero' that twin style with sustainability to help transform external spaces with elegant but durable statement furniture.

The new, lighter weight range of Plaswood tables is made from 100% recycled plastic and boasts a unique new design that allows for easier assembly with a semi-fabricated option.

Products made from Plaswood require no annual maintenance, painting or chemical treatment prior to installation or during its long-life time, and does not leach chemicals, rot or splinter. Plaswood offers a sustainable, cost-effective and innovative alternative to traditional wooden, steel or concrete products.

0333 202 6800
plaswoodsales@rpc-bpi.com
www.plaswoodgroup.com

Dandelion Stone Troughs & Architectural Antiques



World From Rough Stones House, Farling Top, Cowling, North Yorkshire, BD22 0NW

DANDELION specialise in supplying Old Stone Garden Troughs, Old Millstones, Standing Stones and Old Garden Curiosities and deliver all over the United Kingdom, Europe and the United States.

Should you wish to create a 'Grand Garden Design' then please contact Alan McDANDELION'!



01535 637153 / 07971 906105
lankyboilermaker@btconnect.com

Alan McEwen, Christine McEwen



Canoe Lake Leisure Tennis Pavilion

The vision for Canoe Lake Leisure Tennis Pavilion was to create a truly public building as part of a substantial regeneration project for Southsea Common, a historic part of Portsmouth. A group of individuals formed Canoe Lake Leisure (CLL) to safeguard the future of the grass tennis courts, when Council funding cuts resulted in an uncertain future. The existing clubhouse was the target for vandalism and unsafe. CCL heavily invested private funding to restore the 12 grass courts, 4 artificial courts and 2 hard courts, as well as provide a new purpose built pavilion with provision to host community events and children's indoor tennis.

The Pavilion has a great vantage point enabling both sets of courts to be viewed as well as the Common and boating lake beyond, a key requirement was a two-storey building to maximize this amazing position.

The building is orientated on a north south axis taking advantage of the views. The ground floor, formed from brick provides a solid base which asserts itself on the site. Large openings are carved away to reveal views into the building and activity on the courts beyond, inviting the community to engage with tennis and the activities within.



The pavilion's first floor viewing gallery is designed to be as unobtrusive, transparent and delicate as possible. Initially a second floor was difficult to gain approval for, due to concerns with mass and scale. With persistence, a scheme with a delicate slim butterfly roof floating above the largely glazed first floor was approved, reducing the building mass and creating covered outdoor space.

Vandalism is a problem in this area and both the materials and structure have been mindfully designed. All glazing at ground floor can be secured at night through finely detailed, sliding mesh shutters which slide into recessed brick pockets. At night, the perforated finish allows the building to subtly glow, helping to improve lighting along the public footpath.

The concept for the building is reinforced through the materials specified and are in many cases rare in UK public buildings of this scale.

For example, the bricks are Danish handmade clay bricks, much longer than a standard UK brick and half as high, helping the building appear to sit lower and longer.

The interior is deliberately utilitarian, designed to be hard wearing and enduring, whilst softened with plywood lining, ash floors, a wonderfully tactile cast concrete exposed roof and colourful furnishings. The multifunctioning space of the pavilion is used on a regular basis for many different functions including art classes, playwright workshops and fitness groups, the use of this space has been tremendous.

The vision was to create a truly beautiful public building, injecting new life into this troubled areas, improve community engagement and in this instance, access to sport. The goal was to achieve membership base of 200 after three years, since completion the club now has over 400 active members.



The Pavilion has had a positive impact on the health and wellbeing of local people and the urban realm.



Images Richard Chivers
www.padstudio.co.uk





Innovative range of Marano railings launched by F.H. Brundle

A new range of innovative and easy-to-install railings have been unveiled by leading railings supplier F.H. Brundle.

The stunning Marano railings include pre-assembled aluminium posts, available in square and round profile, with a satin anodised finish. The system can be installed with or without a rectangular or oval top rail.

Quick and simple to install, the railings are fully engineered to meet the requirements of most applications.

They are complimented by the new Marano Contemporary range with glass panels or slats, offering style and sophistication without compromising views.

The Contemporary range can also be cut to size for fitting between steel or wooden posts and pillars.

To find out more about the Marano range, please visit www.fhbrundle.co.uk



Rolling Ladders From Ladderstore

Rolling Ladders are no longer just a simple solution to access problems, they are a key design feature in their own right.

Our Rolling Ladders are tailored to solve a number of access problems within a variety of environments, from the contemporary design of a city centre cocktail bar to theatre billboards and homes.

Each Rolling Ladder is individually hand-build by our carpenters in Oak, Redwood, Maple or Walnut to your exact specifications.

The key to our rolling ladder versatility is the innovative, precision-engineered and anodised alloy track and captive trolley system. The ladder runs smoothly up and down the length of the track and can be re-positioned or stored away vertically.

www.ladderstore.com



Q-railing's Near-Invisible Juliet Balcony System

Q-railing have launched Easy Glass® View, a minimalist glass Juliet balcony for uninterrupted views and high fall protection. A key feature is its fast and intuitive installation.

The slim, vertically positioned profiles are used to create Juliet balconies up to 2,500 mm wide and 1,400 mm high.

It's suitable for three different installation scenarios: onto a facade, onto a window frame or onto the reveals beside the window.

Click & clamp

With the help of the innovative click feature, the glass panels are securely clamped into the aluminium profiles. The aluminium profiles are suitable for powder coating.

Easy Glass View meets the requirements of BS 6180.

Call: +44 (0) 1782 711676 or email: sales.uk@q-railing.com



Estairs specialise in both domestic and commercial Spiral, Flight and Space Saver Staircases for internal and external use. We offer three price bands:

Designer – Custom built to your specification

Trade – Large Range of Quality component staircases

Kit – limited range, speedy delivery

We deliver direct to site throughout the UK, Ireland and most Euro Zone countries.

To view our products in greater detail please visit our website

www.estairs.co.uk

We are pleased to receive copies of your plans, requests for technical information, brochures and general assistance.

Forward to mail@estairs.co.uk





#freedomfromfossils – Join the future, away from heating your home with Oil and LPG...Today.

For too long, we have relied on burning stuff in order to heat our homes.

Today we stand on the cusp of a new age of heat pump heating. This isn't revolutionary...

This is the logical next step. If you send us your plans or property information, the team at Freedom Heat Pumps will put you together a bespoke quote, and then put

you in touch with a friendly installer in your area. We make it simple. Just like heating should be! With 10 years' of experience in heat pumps and 2 fully kitted showrooms, you can be sure you're in safe hands with Freedom Heat Pumps!

02380 274 833

www.freedomhp.co.uk

sales@freedomhp.co.uk

Freedom
Heat Pumps
SALES | SERVICE | SUCCESS



Sime's unique integrated heat pump and boiler brings Revolution to the renewables sector!

The Murelle Revolution 30, the first completely integrated boiler and heat pump in a single cased product.

Using an ErP A++ 30 kW Murelle boiler and completely sealed 4kW output heat pump, the Murelle Revolution 30 is a single compact unit that can be installed by any registered Gas Safe installer in a single installation process, without requiring an additional

F-gas-registered installer to be present.

The unique Murelle Revolution 30 should be installed inside and hung on the wall like a conventional boiler.

The Revolution provides heat and hot water, achieving an average seasonal heating performance of 134%, granting A++ energy efficiency, according to the ErP Ecodesign Regulation.

BESPOKE PUMPING STATIONS RIGHT FIRST TIME, ON TIME & ON BUDGET



*Below Ground
Pumping Stations*



*Floor Mounted
Lifting Stations*

0118 9821 555

- Experienced Support Team - Answers to all your questions
- Right First Time - Station sizing, installation and operation
- In House Manufacture - Quality and on time delivery
- In-house consulting engineer
- All Major Brands supplied
- Nationwide Maintenance



PUMPTM
TECHNOLOGY LTD

POWERED BY **J JUNG PUMPEN**
Pentair Water

www.pumptechnology.co.uk

[@PumpTechLtd](https://twitter.com/PumpTechLtd)

56 Youngs Industrial Estate
Aldermaston, Berks, RG7 4PW



Team Aluprof' Supporting UK Specifiers

How do specifiers make their choice of systems to use within their designs? Gone are the traditional 'Sales Teams' promoting their systems' as specifiers have more specific needs in order to get the right product, fitted correctly in the right location.

Libraries within specifiers practices have all but disappeared, as the supply of virtually instantaneous technical information, including BIM data, is available on demand via the internet. Despite all technical information being downloadable via a key press, the question of how to use the data correctly is crucial and this can only come from experience, enter Aluprof's 'Trusted Advisor'.

As the demand for high end technical advice increases, Aluprof's team of 'Trusted Advisors' are people who are very knowledgeable in systems specification, the options available, correct application, fixing and use. This valuable experience is something the specifier can call upon at various stages in the building design to ensure the final building operates in exactly the way the specifier envisages and the client expects. Training is crucial and all our team members are trained at our extensive European headquarters in Poland.

Our experienced team are able to follow an initial specification on a construction project through to installation, ensuring that all members of the product supply chain has the right information at the right time.

This approach is working exceptionally well for us and has allowed us to grow over the last 10 years of operating in the UK and Ireland to become one of the biggest systems companies in architectural fenestration.

Specification assistance is just the start of the process through to project completion, Aluprof embrace 'Value Management' and apply these principles to all project management which is as important as the initial product specification.



To ensure supply is offered at the right time and by the most competitive route, looking at where the products are manufactured and how they are delivered to site, can make a big difference on programme.

Often a 'just in time' supply schedule can be adopted which ensures product can be installed very quickly after delivery, which reduces the possibility of damage occurring on site. The principles of 'Value Management' goes beyond 'Value Engineering' and should be adopted by all companies who seek to provide professional services in today's construction market.

'Value Engineering' seeks to reduce cost often by removing unnecessary physical material in a project in a move to reduce costs of material and therefore reduce the cost of the project.

'Value Engineering' is commonly seen as a secondary operation undertaken when costs need to be reduced on a quoted project for various reasons.

Of late, the term seems to have taken on a negative connotation suggesting just a reduction in material content, not always for the good of the project as a whole.



'Value Management' on the other hand has a wider reaching remit and whilst it encompasses 'Value Engineering' at the outset, it is the complete 'Value Chain' that is explored in adopting 'Value Management' principles.

Whilst the 'Value Management' chain can be explored to offer a competitive quotation, whilst maintaining a high end performing product that meets the client's specification, we are also keenly aware that products need to meet standards compliance and legislative requirements.

Aluprof ensure that all their products are tested and fully comply with all UK standards to ensure the most up to date compliance certificates can be offered to the specifier for peace of mind.

For example all our fire rated systems carry Certifire compliance and have reviewed in Warrington.

Products are not only tested, Aluprof have an ongoing programme of various compliance testing across their whole range of systems to ensure that the boundaries of performance can be explored and expanded upon. One example of this is our cap-less fire rated 'MB-SR50N EI EFEKT' curtain wall system capable of EI60 fire protection.

To date, we believe we are the only systems company in Europe to offer such a system.

Serving the whole of the UK and Ireland, Aluprof UK's head office and warehouse facility is located in Altrincham, Cheshire.

Aluprof systems are increasingly being specified on a wide range of residential and commercial projects across the UK. Systems are designed, fabricated and installed by selected, specially trained local companies, to ensure each fabricated product meets Aluprof's exacting standards.

Further information is available on the company's website at www.aluprof.co.uk and specialist advice is available directly from Aluprof's UK head offices on +44 (0) 161 941 4005 or from their London office, based at the Business Design Centre, Islington, on +44 (0) 207 288 6415.





Build a beautiful home with Cedral

The exterior of a property is an important aspect of any renovation, providing the ideal opportunity to improve the overall efficiency of your home as well as improving its visual style. One way of achieving this is with Cedral fibre cement cladding, which can help add style and individuality to your property. Cedral can be fitted on top of your home's existing structure and can be designed to complement windows, doors and other external features.

The lightweight nature of Cedral and other fibre cement cladding lends itself to short installation times as it is available in set sizes of manageable length, making it an ideal solution whether you are looking to give your home a quick refresh or a complete transformation.


Cedral fibre cement cladding provides a minimum life expectancy of 50 years, along with the ability to

withstand attack from insects, rot and the external elements. This provides you with the peace of mind that your renovation has been designed to stand the test of time, whilst looking good all year round.

As fibre cement cladding including Cedral is available in factory applied colours, it doesn't require regular repainting or maintenance, unlike other cladding materials, which may require frequent repainting or treating to maintain their appearance.

Cedral Lap and Cedral Click fibre cement cladding offer 21 colours across four colour palettes, which have all been designed to create a standout property.

These include the Mineral range, which contains colours with a distinctive stone feel whilst the Earth range boasts a darker and richer colour, echoing the natural feel of raw



materials. The Forest range includes a pleasant array of warm neutral shades including Sand Yellow and Sage Green and finally the Ocean range consists of cool hues from Blue Grey to Violet Blue. All of the colours within the four palettes offer subtle yet striking finishing touches to your home.

Cedral Lap and Cedral Click fibre cement cladding materials offer a Class A fire performance rating and provide the perfect solution for completing exterior renovation projects.

For further details about Cedral visit: www.cedral.world



Create a standout project with Eternit fibre cement slates

Designing a project from top to bottom is no easy task, but one feature which can often be overlooked is the roof. The exterior of a building provides the perfect opportunity to make a lasting first impression and one way of achieving this is by using Eternit fibre cement slates.

Available in four slate options, Rivendale, Birkdale, Garsdale and Thrutone fibre cement slates have been designed to provide a range of options in terms of colour, texture and visual appearance, offering the opportunity to produce innovative and imaginative projects. Eternit's fibre cement slates also achieve a 'very good' rating under BES 6001 Responsible Sourcing providing extra credits under BREEAM Schemes.

Eternit Rivendale Fibre Cement Slates

Available in striking Blue-Black and Cromleigh Graphite, the Rivendale slates feature a finely detailed surface and dressed edge, combining the benefit of modern technology with the look of natural slate.

Ideal for use on projects where a natural look is sought, Rivendale fibre cement slates are perfect for homes where sustainability is key.

Eternit Birkdale Fibre Cement Slate

Birkdale fibre cement slates can be used for pitch designs down to 20° in a moderate exposure location, offering the designer and contractor increasingly flexible design and installation options.

Featuring a smooth surface and dressed edges, the Birkdale range offers a traditional aesthetic creating the perfect look.

Eternit Garsdale Fibre Cement Slates

The Garsdale range features a detailed surface and square edges. Versatile and easy to install the Garsdale range is a favourite with both architects and contractors alike.

Available in a solid Blue Black colour, Garsdale is ideal for those looking to refresh a traditional home.

Eternit Thrutone Fibre Cement Slates

Finally, Thrutone slates feature a smooth surface and clean-cut edges for a sleek, aesthetically pleasing finish. With its low wastage and ease of installation, Thrutone slates are the ideal choice for new build and refurbishments. This range is available in six distinct colours and three shapes providing design flexibility.

Eternit fibre cement slates offer specifiers and designers the ideal solution for completing projects with ease.

For further details about Eternit visit: www.eternit.co.uk



BUILD
Sponsored by
easy-trim

BUILDING
TECH

CIVILS

ENERGY
& HVAC

SURFACE &
MATERIALS

TIMBER

CONCRETE
EXPO
8-9 OCT

GRAND
DESIGNS LIVE
9-10 OCT

UK CONSTRUCTION WEEK | 2019



8-10 OCTOBER | NEC | BIRMINGHAM

Register
FREE



The UK's largest built environment event

INNOVATION | PRODUCTS | LEARNING | NETWORKING



Roofing, Cladding
& Insulation



Digital / BIM



Modern Methods
of Construction



Lighting



Doors, Windows
& Glass



Heating

ukconstructionweek.com

#UKCW2019 | @UK_CW

CPD
CERTIFIED
The CPD Certification
Service

SPONSORS

easy-trim
Roofing & Construction Products

100 years
1919-2019
RAWLPLUG®

sse
Enterprise

Pure World
Energy

fischer
innovative solutions

MITSUBISHI
ELECTRIC
Changes for the Better

churchill

CONSTRUCTION
INNOVATION HUB



CEDRAL

The ideal low maintenance, rot-resistant alternative to traditional cladding material that will give your home a timelessly beautiful facade.

✓ *low maintenance*

✓ *factory applied colour*

✓ *easy to install*



more at cedral.world

Abandoned hospital given luxurious lease of life

A former 19th century hospital in Stafford has been restored to become a collection of luxurious apartments.

Previously "St George's County Asylum", the grade II listed building on Cooperation Street opened in 1818 and housed 1,000 patients before finally closing in 1995. Following 20 years of neglect, the building was in disrepair with crumbling floors and walls, until work started in 2015.

The building has now been transformed by Shropshire Homes, into a collection of one, two and three-bedroom apartments and renamed St George's Mansions.

The house builder was keen to preserve the history of the hospital and maintain the Georgian architecture. To ensure this, they worked closely with leading roof tile manufacturer Russell Roof Tiles, who has extensive experience in restoration projects and pitched roofing.

The manufacturer supplied 20,000 of its Lothian tiles in Slate Grey to re-roof the building. The modern material replicated the look of the building's original natural slate tiles, whilst providing the sustainable benefits of concrete.

The Lothian tiles form part of Russell Roof Tiles' Natural Range - an expanding selection of thinner leading edge interlocking concrete tiles. When laid, the tile gives the appearance of a small format tile with the commercial benefit of a larger format tile.



The technical team at Russell Roof Tiles has spent many years creating an authentic collection of roof tiles which replicate original tiles, but with all the properties that you would expect from modern materials.


Russell Roof Tiles is a leading independent roof tile manufacturer providing products for leading UK house builders and high-profile social housing and commercial projects, where sustainability and eco-credentials are the utmost priority.

www.russellrooftiles.co.uk

Tel: 01283 517070

@russellrooftile





Fenestration that Offers Fire and Smoke Protection

Aluminium remains the most widely specified material for commercial windows, doors and curtain wall so it should come as no surprise that leading European systems company, Aluprof, offer a comprehensive range of fire rated systems.

Until a few years ago, material choices were limited to timber and steel systems, but with advances in design and materials, aluminium framed products are now quickly becoming the specifiers choice.

Aluprof have designed each of their fire rated products to perfectly complement their standard systems.

So, for any part of any screen, window, door or curtain wall aluminium framing can be fire rated and can still retain the slim sight lines of standard systems.

Some solutions are unique to the industry and available only from Aluprof such as the fire rated, capless silicon joint curtain wall system, MB SR50NEI EFEKT tested to EI60 class.

Aluprof's technical brochure entitled, 'Fire Rated and Smoke Exhaust Systems', explains in detail each product and rating.

Aluprof systems offer some of the highest fire protection ratings in Europe, some reaching EI120 - that's two hours fire and smoke protection. Each system has been tested according to UK industry standards with various specialist glasses and most are fully covered by the UK's 'Certifire' certificate of approval.

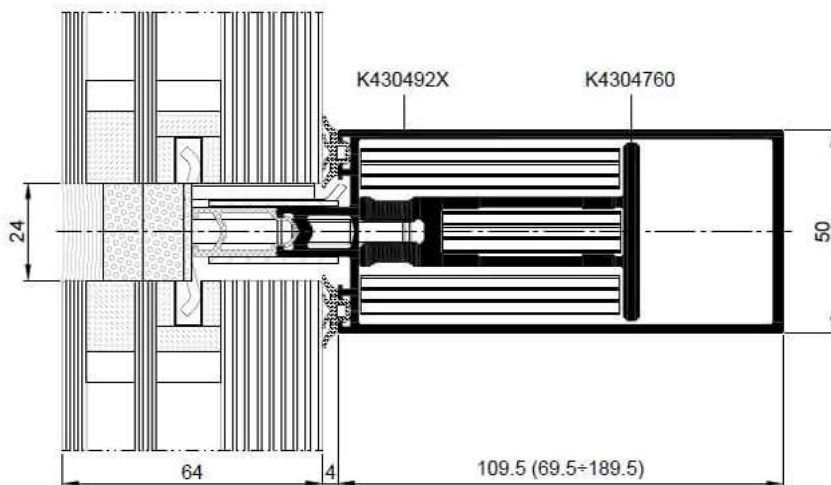
The company's fire rated MB-60E EI system offers a cost effective solution for fire doors. With just a 60mm frame depth, the MB-60E EI can achieve a fire resistance class of EI15 or a EI30 according to DIN EN 13501-2 + A1. Complete with polyamide thermal breaks, the door system is ideal for use in both external or internal applications. Door sets can be manufactured with both fixed lights and opening, single or double doors, to create extensive screen assemblies.

For specification flexibility, the MB-60E EI door can be specified with glazing thicknesses of between 5 to 41 mm and can be manufactured up to 2,300 x 1,300 mm in size per door leaf. Being fully compatible with Aluprof 'MB' systems, specifiers do not have to sacrifice constant sight-lines between fire rated areas and normal glazing requirements.



The competitively priced MB-60E EI system joins a wide range of windows, doors, screens and curtain wall systems which can achieve ratings of up to EI60.

Aluprof also offer a comprehensive RIBA approved CPD for specifiers titled 'The Use of Glazed Screens to Control the Spread of Smoke and Fire in Buildings'.



Bringing together more than eight decades of technical industry experience, fire glass experts Pyroguard have completed an ambitious testing programme in partnership with Aluprof a new, cost-efficient, non-insulated, slimline fire-resistant glazing system for the UK and European market.

Following two years of collaboration, the new MB-45EW framing system has been developed and rigorously tested for applications where non-insulated screens and doors are required. A first for the UK market, the slim system exceeds the current ratings of E30 and EW requirements with additional radiation reduction. Suitable for internal applications, the framing system also offers a smoke-proof screen arrangement with doors, compliant with EN13502-2. Pyroguard Integrity Plus glass is the first fire glazing tested and certified for the new system delivering EI 15 and EW30 fire performance along with 1B1 impact protection.

Wojciech Brozyna, Managing Director at Aluprof UK, commented: “As we strive to deliver a solution which is effective, cost-efficient and aesthetically pleasing to suit the needs of specifiers today, we had to overcome several challenges. The expertise of Pyroguard has been invaluable and by combining our efforts throughout the testing phase we have created a solution which exceeds current safety requirements to deliver advanced protection.”

“Glazing often plays a vital role in modern buildings, but meeting functional safety requirements needn’t come at the expense of

aesthetics,” says Vince Crook, Technical Director at Pyroguard. “By collaborating with Aluprof, we’ve been able to develop a fully-accredited and certified framing solution which utilises the key characteristics of our high-performing products – namely design and 1B1-classified impact protection, in addition to essential EI 15 and EW30 safety requirements.”

In what is believed to be a first for the industry, the cap-less, fire rated curtain wall system MB-SR50N EI EFKT has recently been specified on a refurbishment development in Manchester. The project, known as ‘The Core’, is located at 24-30 Brown Street in Manchester city centre.

Originally built in the mid-1980s as the headquarters for law firm Halliwells, the building, also formerly known as St James’s Court, has been given an £8 million overhaul to replace the facade and re-fit the internals. The Core comprises 48,000 sq.ft of office space over six floors including a new 7,500 sq.ft roof-top extension. It is this new upper floor that proved a challenge for the architects PRP as the planners insisted on parts of the new facade would need to be fire rated due to the proximity of other buildings and future developments.

A fire rating of EI60 was required on part of the new cap-less, curved glass facade on the top floor. Aluprof’s new system, MB-SR50N EI efekt, enabled the architect to have a cap-less fire rated system whilst at the same time seamlessly blending in with areas which did not require a fire rating. Dan Holden of facade specialists Casu



Consulto who designed and installed the facade takes up the story, “We were going down the route of a steel system for this project until we were introduced to this new system by Aluprof. To achieve a cap-less fire rated curtain wall system is a big development for the industry, but to be able to have the fire rated system on one side of a mullion and non-fire rated on the other side in a seamless transition, is truly impressive.”

With the old heavy red brick facade removed and window openings made much larger, the new office development has been finished to shell to allow tenants to customise their space, following the trend for more individually designed workspaces. The central light-well has been opened up and windows enlarged to further add light into all floors.

The project team for the refurbishment, managed by OBI, included PRP Architects, Russells Construction, Tier Consult as structural engineer, and REDS, M&E advisor.

Serving the whole of the UK and Ireland, Aluprof UK’s head office and warehouse facility is located in Altrincham, Cheshire. Aluprof systems are increasingly being specified on a wide range of residential and commercial projects across the UK. Systems are designed, fabricated and installed by selected, specially trained local companies, to ensure each fabricated product meets Aluprof’s exacting standards.



Further information is available on the company’s website at www.aluprof.co.uk and specialist advice is available directly from Aluprof’s UK head offices on +44 (0) 161 941 4005 or from their London office, based at the Business Design Centre, Islington, on +44 (0) 207 288 6415.

Advanced's High Rise Reputation sees it Protect European Landmark

Set to stand at 62-storeys high, 22 Bishopsgate in the City of London will, on completion, become the second-tallest building in Western Europe.

The 278m office building will offer 1.275 million sq. ft of high specification office space, as well as eight community spaces, covering over 100,000 sq ft, including an innovation hub, curated gallery space, fresh food market, gym and wellbeing retreat.

Once completed, Advanced will protect both of Western Europe's tallest buildings, with 22 Bishopsgate being the latest in a long line of London's most prestigious and iconic skyscrapers specifying Advanced, including the Shard, the Leadenhall Building, the Heron Tower and the HSBC Tower.



Advanced is a world leader in the development and manufacture of intelligent fire systems. The performance, quality and ease of use of its products sees Advanced specified in locations all over the world, from single panel installations to large, multi-site networks in some of the world's most prestigious sites. Advanced's products include complete fire detection systems, extinguishing control panels, fire paging and false alarm management systems.

More details can be found on the website at www.advancedco.com



T: +44 (0)1825 764737
F: +44 (0)1825 768330
E: info@appeng.co.uk
www.appeng.co.uk



FIRE SPRINKLER VALVE SET 1" to 2"



kms.uk.net

KMS

making access easy

KMS are the leading supplier of communal door access control solutions to housing landlords in the UK with over;

- 1.5 million fobs in use
- 26,000 communal doors controlled
- 12,000 housing blocks access managed

The SimpleKey Web system is compatible with all existing and new door entry systems & can be installed quickly, without any disruption to tenants.

See us at Housing 2019 (Stand C1), at Manchester Central, on 25-27 June or call 01494 531099 or email info@kms.uk.net



KMS





TARGET TIMBER SYSTEMS

Traditional Values using Modern Methods of Construction



If you are a Property Developer or Builder looking at Timber Frame structures for Houses and Apartments, or a family looking for their dream Self-build Home. Target Timber Systems are here to help.

We offer a professional service which includes fully certified design and engineering, supply and erect of factory insulated panels, engineered floor beams and floor deck, roof trusses and bracing along with full chain of custody certification."

For further information please contact Gary Gooch or Nick Whittle on **01403 782600** or email **info@targettimber.com**

Target Timber Systems Ltd, 29 High Street, Billingshurst, West Sussex RH14 9PP

Bespoke Garden Structures from Oeco Garden Rooms



Oeco Garden Rooms have been manufacturing and installing timber framed structures for over 10 years. They specialise in building bespoke garden rooms, offices and studios for those who want to extend their living space for a multitude of uses.

Made from a traditional timber frame construction, concrete pile and steel foundations, these garden rooms are built to last and can be used year round. Western red cedar external timber cladding finishes off the look, providing

rich and varied browns, reds and pinks making each garden room unique.

Our bespoke garden room service allows you to decide on site where you want the windows and doors, switches, lights and sockets placed and allows our installers to run any additional wiring such as internet, telephone or alarm cables inside the walls.

Visit www.oecogardenrooms.co.uk or contact one of our sales team on 0800 170 1270 for more information or to request a brochure.



SiOO:X

WOOD PROTECTION

Working with nature

Sioo Wood Protection AB are leaders in wood protection using silicate technology.

Specified by architects across Europe, our patented SiOO:X product gives long life and a beautiful natural surface with even colouration. It is friendly to people and the environment. An example of a SiOO:X project is this house in Devon where the Siberian Larch cladding was factory treated by Russwood Timber with SiOO:X Mid Grey pigment.

Sioo Wood Protection AB
www.sioox.org.uk

SWEDISH PATENTED SILICON TECHNOLOGY



Photography by Alex Campbell.



GREEN BUILDINGS

Green Building, green construction, or sustainable building is not new; it's the practice of designing, constructing, and operating buildings to minimize resource use, reduce waste and avoid negative environmental impacts.

For 25 years - and more - we've been designing, manufacturing and constructing 'Green Buildings' and components in a 'Green way'. Creating buildings that deliver a positive impact on our climate and natural environment. It's in our DNA!

Low Energy Buildings are what we are about. By helping reduce your energy consumption we help you reduce your energy bills, increase your property value and, if you're a business, increases your profits and marketing potential. If you're a homeowner it gives you more free cash to spend on the other things you'd like in life.

Lifestyle Living is, therefore, one more box our buildings can tick for you. It's also one of our aims when working with you and your professional advisors. Understanding the way you live and operate, sharing your aspirations for 'something better' is part of what drives us.

Going Green is not a fad or a fashion. It is a way of life and an important reason for adopting an eco-friendly lifestyle,

making conscious decisions about sustainability, reducing harm to our world and creating positive conditions for the environment to flourish and thrive. Green buildings conserve precious natural resources and improve our quality of life.

Top Tips for Building Green

Decide on your energy systems and on-site generation

- Solar | Wind | Geothermal

Specify your Thermal Insulation in relation to your:

- Site location, building orientation and surroundings
- Heating / cooling / climate systems
- Preference for natural, recycled or other sustainable materials

Assess the health and comfort factors

Choose materials, like wood, that:

- Are good natural insulators
- Are easily and economically recycled
- Have good 'end of life' value

Consider prefabrication of components and building elements:

- That minimise waste both off-site and on-site
- For managing the site to improve the environment
- With 'lean manufacture' to reduce energy use

REFURB, REMODEL, RENEW



Car Barns



Bungalow into 3 Storey House



Balconies



Oak Porches and Entrances



Some of our other services. Visit our website to find out more


Grand Garages

Grand Garages provide extra height for larger vehicles and can be combined with workshops, studios, games rooms, home offices etc.. Unlike most other Garage type buildings, Grand Garages have been developed using virtually the same building technology used in the construction of residential buildings. They can deliver everything from simple single car garages right up to hobby, sports, leisure and home based office "Lifestyle Pavillions".

Grand Garages are designed to be extendable. The precision manufactured frames enable you to start with the smallest models and then, as and when the need arises, add to the structure, either at the end, the side, or by replacing the roof.


Parkland Homes

Re-Locateable Sectional Buildings

- Unique solutions for low cost, affordable housing delivered quickly
- Emergency, temporary & permanent accomodation problems solved
- Comfortable Homes for retirees, keyworkers, young and homeless people
- Mobile & Relocatable for transitional and longer term residential needs
- Spacious Luxury Park Homes and small, basic, budget bungalows

Your project will be in safe hands

With over 80 years experience providing High Quality buildings & property developments you can rest in the knowledge that you and your project will be taken well care of.

Get Started On Your Project **01291 437050**





Halopost



Litecharge



Panama

High
Outputs
up to 1650
Lumens

Versatile
Mounting
& Install
Options



Secursol



Olympia



Hi-Way

Charge & Illuminate 365 Days a Year / Long Life LEDs & Li-Ion Batteries

LUMELUX

25W

60W

120W

BRIGHT SOLAR LED FLOODLIGHT WITH
20M RANGE REMOTE & ADJUSTABLE PANEL




SIGNALITE

5W

10W

20W

Modern High Output Solar LED Sign Lights
for House Signs, Street Signs, on Walls or Above Doors



www.lumenalights.com



Next Working Day Delivery - High Stock Levels - Trade Discounts Available - Tel. 01327 871161

Free Delivery for Orders Over £60 net. Showroom: 9-5 Mon-Fri - Centre 33, Long March, Daventry, NN11 4NR

**Satisfaction
Guarantee**
See Website for More Info.