# Corner

PLAY FAST

BURRELL FOOTBALL

## Corner Concept

Our corner concept is part of our horizontal and vertical stretch package and is used with a one-step drop delivery by the quarterback in the shotgun. The corner concept will typically put the cornerback to the call side in a bind by giving him a high low read. This concept is often tagged with another concept backside.
Here is how we will call the Corner concept in 2019

| Concept | Code Words | Signal |
|---|---|---|
| Corner | Ninja, Judo, Sumo, Japan | Fist Smashing into palm |

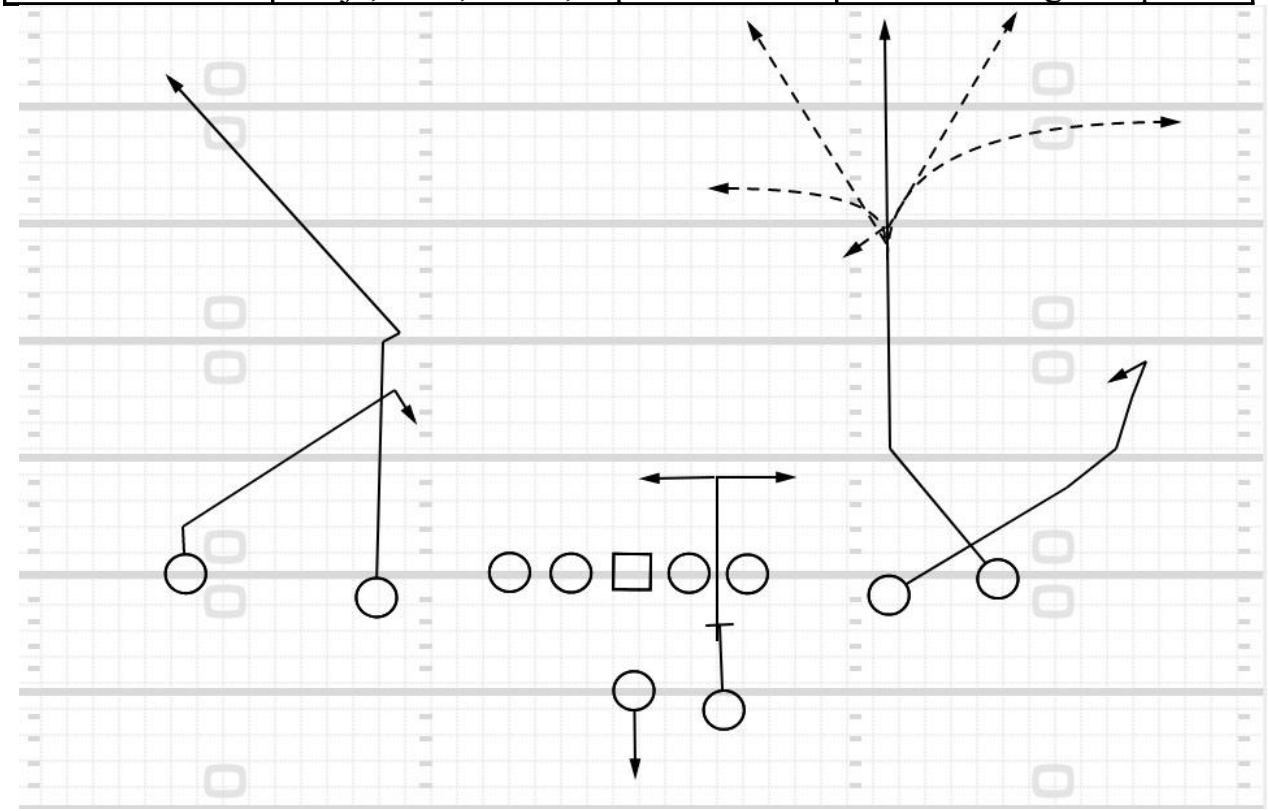

Ninja River

The corner concept is one that we will be reading the playside corner first for his reaction to our attempts to stretch his zone coverage area both horizontally and vertically. As a quarterback our progression will be Corner route #1 Swing or Shoot route #2 and the replace route #3 (See Info Below). This route can be run to a three man surface or to a two man surface formationally.

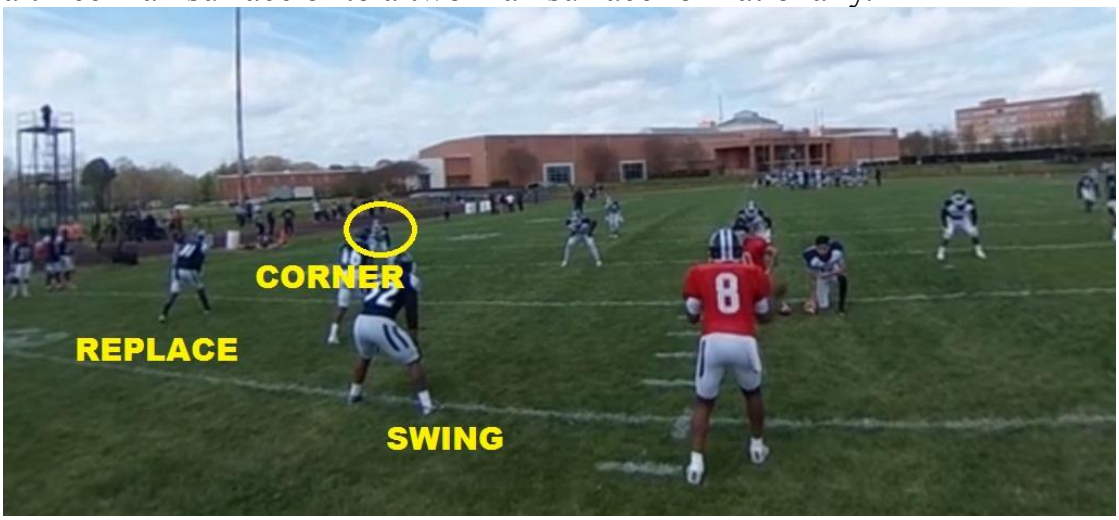


The quarterback will be reading the playside cornerback as he begins his one step drop (See Below)



As you begin your drop with your eyes on the playside corner you will read his initial reaction. If the corner drops then the first read of the corner route will be off- you will not be throwing the corner route as the cornerback will be in a position to drop into the window underneath of the corner route.

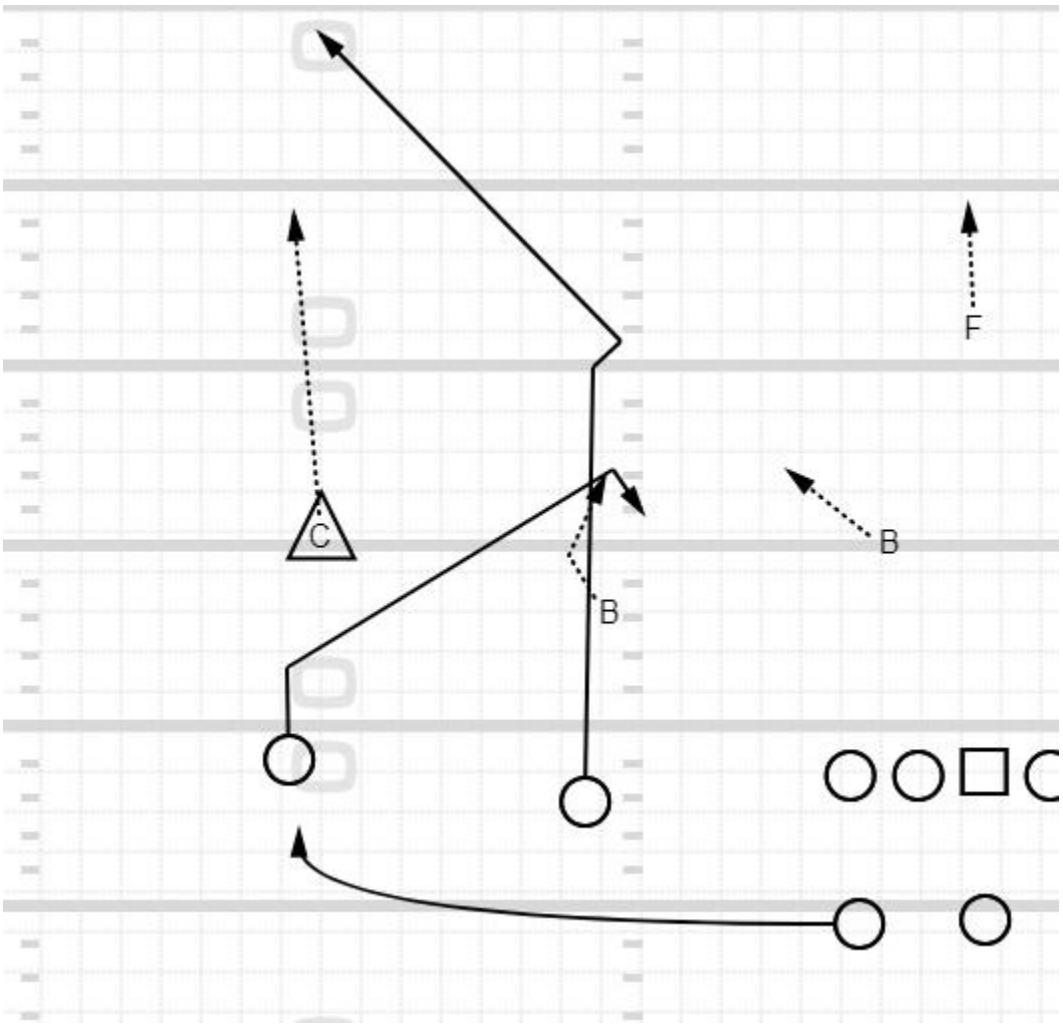


In the above example the cornerback sinks into a deep third, so the quarterback will then progress to his secondary read which is the stretch of the running back and the replace route on the area outside (AO) defender. In this scenario the Area Outside defender has taken the replace route in which case the wide swing route to the back is left open (See Below Example)




In the above example the quarterbacks initial read of the cornerback has dropped and the Area Outside defender has taken the replace route leaving the running back on the swing route open.



The ball should immediately come out of your hand to the back to give him an opportunity to get his shoulders squared and make something happen in space.

Now lets take a look at another scenario with the same initial read of the playside corner dropping into coverage. The quarterback will immediately get off of the initial read of the corner route and will progress to the stretch on the Area Outside Defender. In this situation below (See Diagram) The A.O. Defender has expanded with the swing route leaving the Replace route space to find a window to the quarterback.

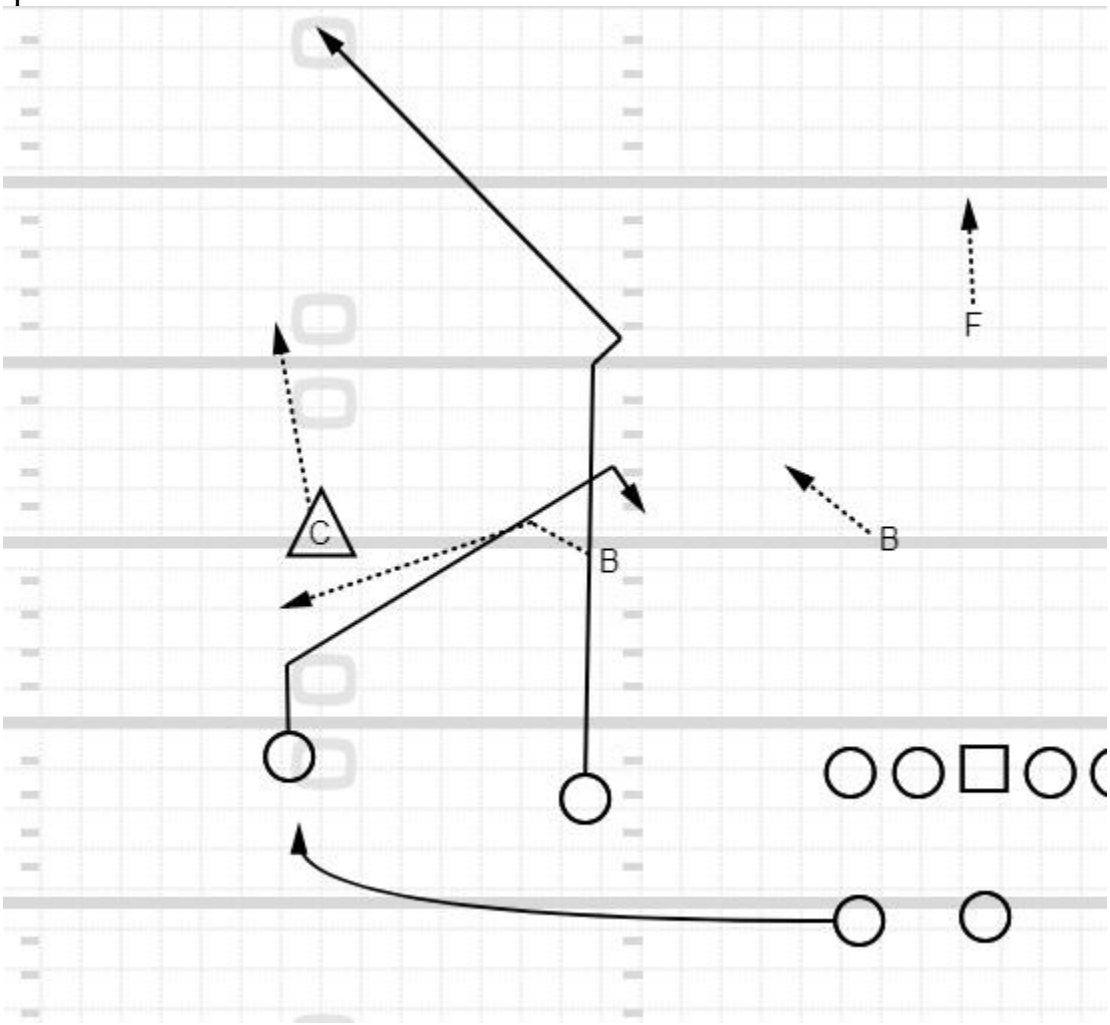


In this situation the replace route should settle into the window between the area outside defender and the area inside defender.

If at the snap the primary read (playside cornerback) leverages inside, squats, or chases the replace route by the outside receiver. You as a quarterback will immediately get your eyes on the near safety.

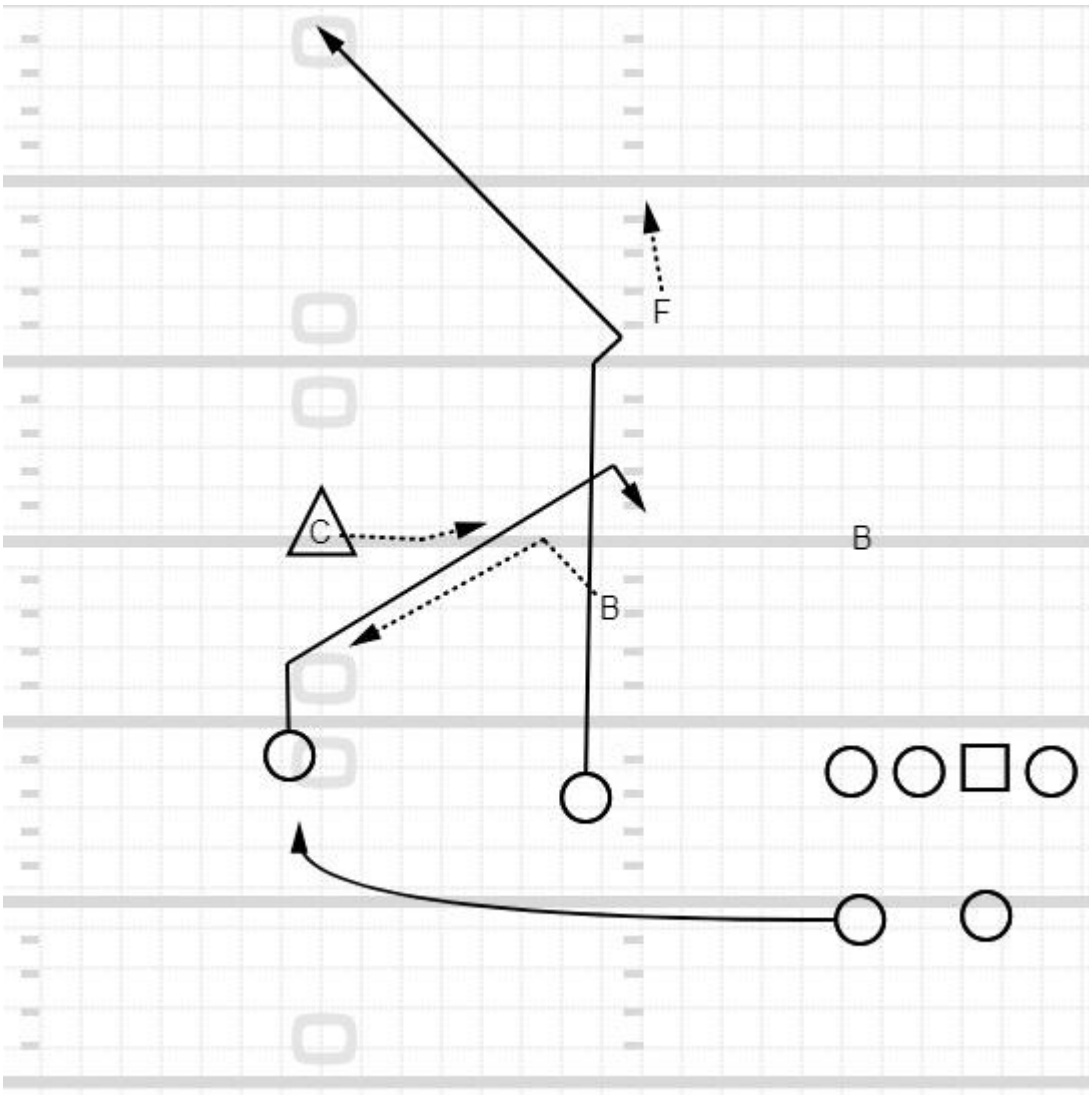


If as the corner route clears the undercoverage he appears to have outside leverage on the near safety you will throw the ball into the open space behind the cornerback. Do not wait to make this throw it is very important that this ball is thrown on-time and in the proper location to grass so that the safety can not recover and make a play on the ball.




In the above example the corner has chased the replace route by the outside receiver. Quarterback has his eyes immediately on the Safety downfield looking for outside leverage by our receiver.




Once leverage has been determined the ball is on its way to the vacated space behind the corner for a big play and the Touchdown Cannon is firing at Buccaneer Stadium.




If man coverage has been recognized the reads for the quarterback are the same and we will be looking for the corner route to win outside for a big play down the field.  An adjustment to the replace route is that the replace will stay on the move as a flatter slant route and will not sit down if he feels man to man coverage. Remember vs. man to man stay on the move.

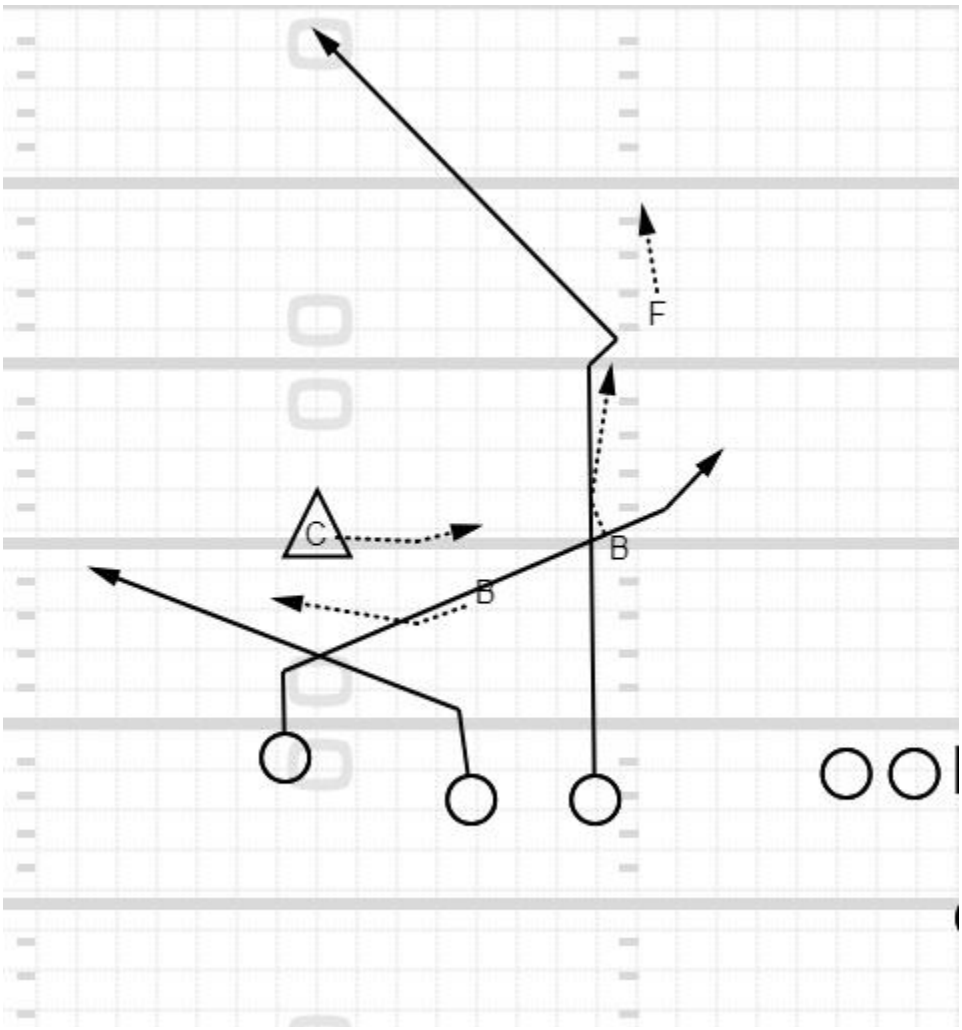

Above is an example of man coverage against Trips Lt Ninja

If our corner concept has no other tags added with it we will as a default run a Curl and Quick Out Combination on the backside. Our outside receiver will align on the numbers and will stem inside of the corner and break back on a curl route at 14 yards ( Do not run this route shorter due to timing purposes). The outside receiver on the curl will work to find a window to the qb inside or outside. The inside receiver will execute a 3 step quick out finishing at a depth of 5 yards.

If the quarterback does not like the read on the frontside he will get his eyes to the backside Area Outside defender as we stretch the curl flat zones backside with the curl and the quick out route. If the (A.O.) defender sinks and gets depth (See Below) the ball should go to the quick out.

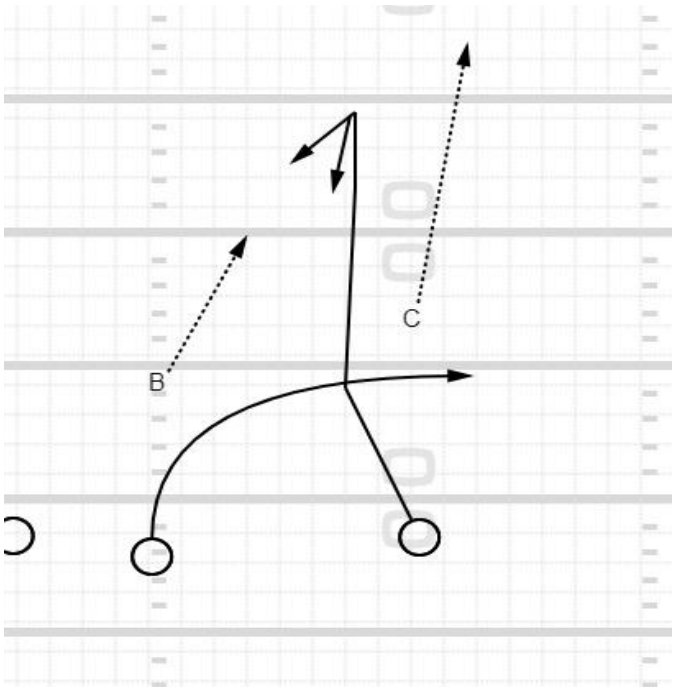


If the Area Outside defender (A.O.) expands to the flat with the quick out route the ball should go into the window to the outside receiver on the curl route. (See Example Below)

