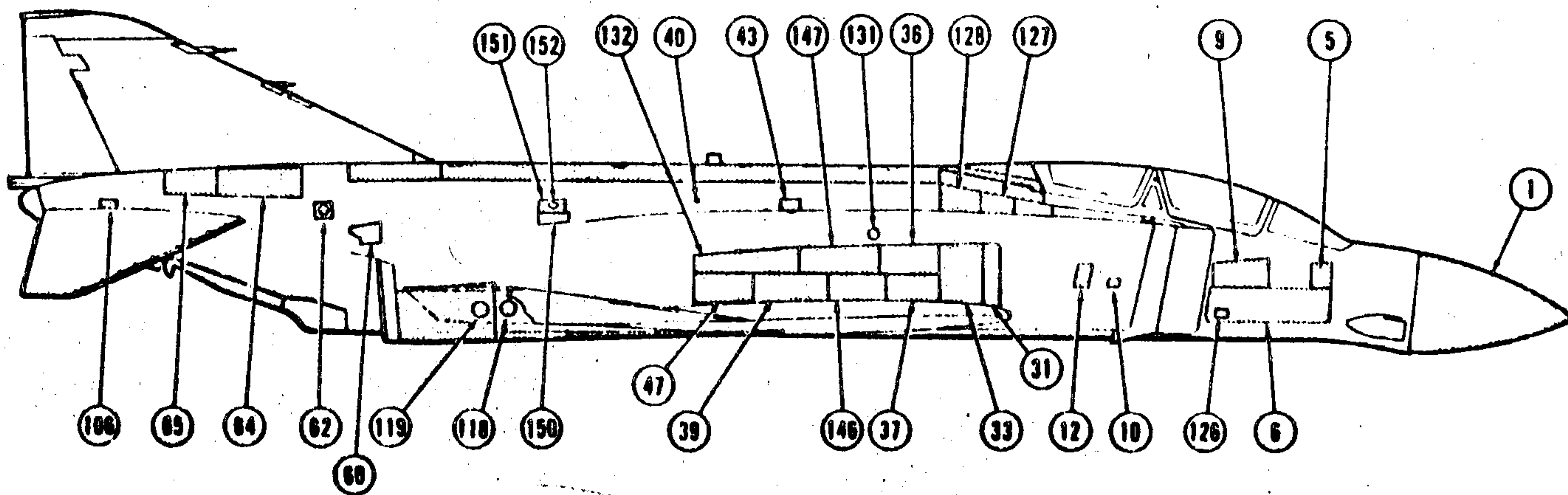


NOTES

1. COAT ALL REMOVABLE FASTENERS WITH MIL-C-16173 GRADE IV PRESERVATIVE PRIOR TO INSTALLATION.
2. HIGH-TORQUE FASTENERS. REMOVE AND INSTALL ONLY WITH PROPER ADAPTER. REFER TO "TABLE OF HI-TORQUE BOLT ADAPTERS."
3. DOORS WHICH MUST BE INSTALLED OR REPLACED WITH STRESS FRAMES TO ACCOMPLISH CERTAIN MAINTENANCE OPERATIONS. REFER TO "MINIMUM STRUCTURAL ACCESS DOOR REQUIREMENTS."

CAUTION

1. BEFORE FLIGHT, ALL FASTENERS ON ALL ACCESS DOORS MUST BE PROPERLY INSTALLED AND TIGHTENED, GUARD AGAINST ANY MISSING, DEFECTIVE, BROKEN, OR IMPROPERLY INSTALLED FASTENERS.
2. DURING REMOVAL OR INSTALLATION OF DOORS 36 L & R AND DOORS 132 L & R, IT MAY BE NECESSARY TO JACK THE TAIL OF THE AIRCRAFT TO ALIGN THE DOORS. REFER TO NAVWEPS 01-245FDA-3-1, STRUCTURAL REPAIR INSTRUCTIONS-FIELD, "INSTALLATION OF DOORS 36 L/R AND 132 L/R" FOR JACKING PROCEDURE.



RIGHT SIDE VIEW (RS)

DATE 20 February 1966

REVISED _____

REVISED _____

MCDONNELL

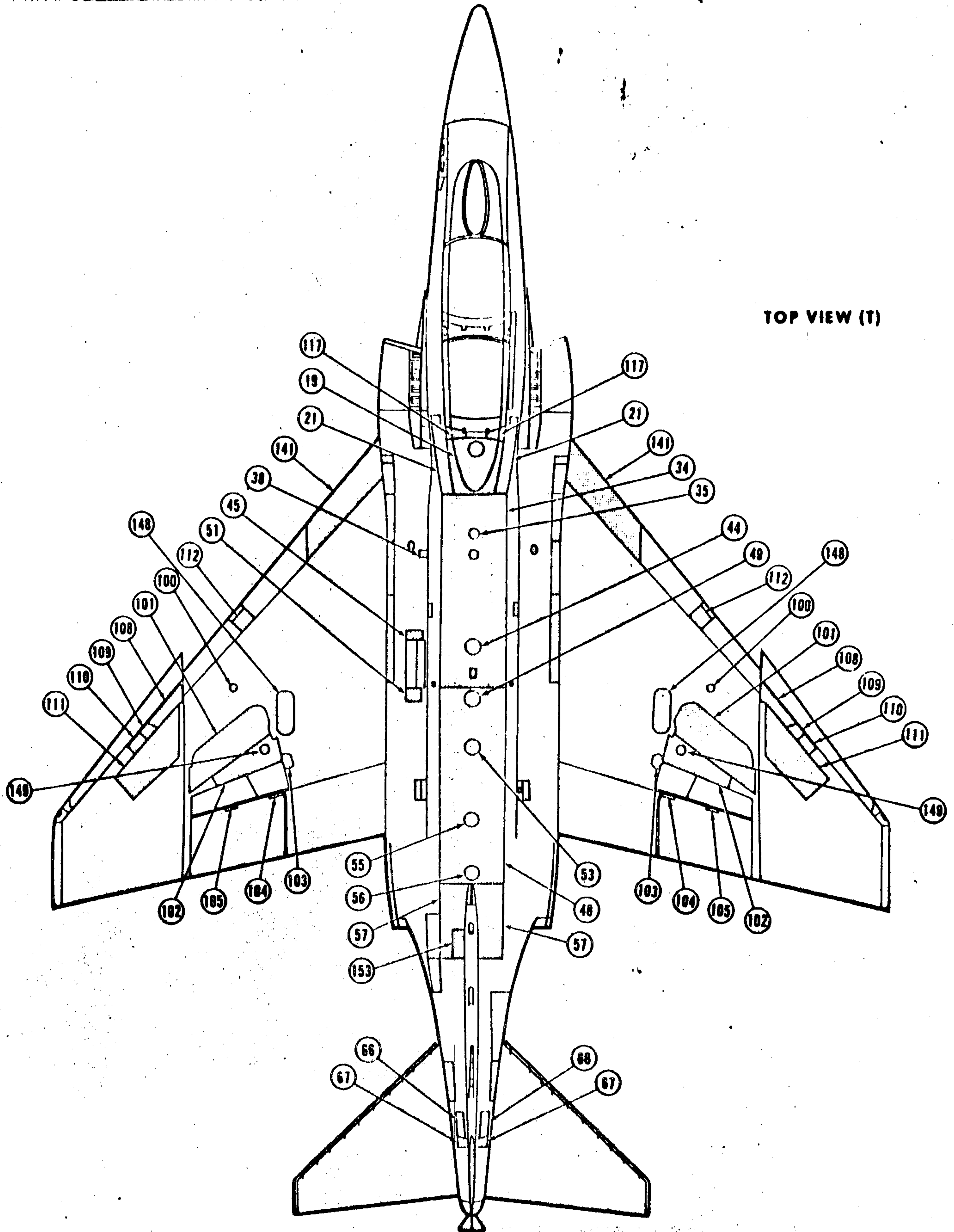
ST. LOUIS, MISSOURI

PAGE _____

REPORT SEDR 164

MODEL ~~XXXXXXXXXX~~, F-4K,

TOP VIEW (T)



Aircraft External Access Doors - F-4K

DATE 20 February 1966

MCDONNELL

PAGE _____

REVISED _____

ST. LOUIS, MISSOURI

REPORT SEDR 164

REVISED _____

MODEL F-4K

DOOR NO.	EQUIPMENT	VIEW	DOOR FASTENERS
1		LS & RS	REFER TO RADOME OPENING PROCEDURE
2		B	AN509-10R12 SCREW (43)
3		LS	AN509-10R9 SCREW (18)
4		LS	3MFR509-10R11 SCREW (49)
5L ..		LS	* 3MFR583-5 BOLT (46)
5R ..		RS	* 3MFR583-5 BOLT (46)
6L		LS	SEE DETAIL A FOR FASTENERS AND PATTERN
6R		RS	3MFR509-10R13 SCREW (83)
7		LS	HINGED, MECHANICAL LATCH ASSY.
9L ..		LS	AN509-41R14 SCREW (7) AN509-10R11 SCREW (78)
9R ..		RS	AN509-41R14 SCREW (7) AN509-10R11 SCREW (78)
10L		LS	3MFR509-10R11 SCREW (30)
10R		RS	3MFR509-10R11 SCREW (30)
12L		LS	3MFR509-10R13 SCREW (32)
12R		RS	3MFR509-10R13 SCREW (32)
14		B	AN50788J2R8 SCREW (24)
15		B	9M142-400-5 ASSY. (1)
16		B	HINGED, AIRLOC FASTENERS (17)
19 ..		T	HINGED, AIRLOC FASTENERS (49)
21 L & R		T	3MFR509-10R13 SCREW (117)
22 ..		B	HINGED, FASTENER REQUIREMENTS ARE THE SAME AS THE RF-4B. REFER TO "ACCESS DOOR FASTENER PATTERNS."
23 ..		B	HINGED, AIRLOC FASTENERS (13)
24 L & R		B	3MFR509-10R12 SCREW (43)
25 L & R		B	3MFR509-10R13 SCREW (56)
26 L & R		B	HINGED, AIRLOC FASTENERS (7)
28 L & R		B	HINGED, AIRLOC FASTENERS (10)
29 L & R		B	3MFR509-10R14 SCREW (26)
30 L & R		B	3MFR509-10R14 SCREW (70)
31L		LS	3MFR509-10R11 SCREW (76)
31R		RS	3MFR509-10R11 SCREW (76)
33L		LS	3MFR509-10R14 SCREW (102)
33R		RS	3MFR509-10R14 SCREW (102)
34 ..		T	NAS333CFA11 BOLT (2) NAS334CFA6 BOLT (314)
35		T	294347-5-8 SCREW (1) NAS334CFA5-5 BOLT (16)

DOOR NO.	EQUIPMENT	VIEW	DOOR FASTENERS
36L ..		LS	SEE DETAIL B FOR FASTENERS AND PATTERN
36R ..		RS	SEE DETAIL B FOR FASTENERS AND PATTERN
37L		LS	* 3MFR1221-3-7P BOLT (51)
37R		RS	* 3MFR1221-3-7P BOLT (51)
38		T	* 3MFR1221-4C7 BOLT (8) * 3MFR1221-3C6 BOLT (33)
39L		LS	* 3MFR1221-3-6P BOLT (62) * 3MFR1221-3-7P BOLT (2)
39R		RS	* 3MFR1221-3-6P BOLT (62) * 3MFR1221-3-7P BOLT (2)
40L		LS	NAS333CFA10 BOLT (1)
40R		RS	NAS333CFA10 BOLT (1)
43L ..		LS	* 3MFR1221-3-5P BOLT (20)
43R ..		RS	* 3MFR1221-3-5P BOLT (20)
44		T	294347-5-8 SCREW (1) NAS334CFA5-5 BOLT (15)
45 ..		T	* 3MFR1221-3-5P BOLT (70)
47L		LS	* 3MFR1221-3-6 BOLT (102) * 3MFR1221-4-7 BOLT (2)
47R		RS	* 3MFR1221-3-6 BOLT (102) * 3MFR1221-4-7 BOLT (2)
48 ..		T	3MFR334CFA5-5 BOLT (268)
49		T	294347-5-8 SCREW (1) 3MFR334CFA5-5 BOLT (17)
51 ..		T	* 3MFR1221-3-5P BOLT (51)
53		T	294347-5-8 SCREW (1) 3MFR334CFA5-5 BOLT (17)
55		T	294347-5-8 SCREW (1) 3MFR334CFA5-5 BOLT (17)
56		T	294347-5-8 SCREW (1) 3MFR334CFA5-5 BOLT (17)
57L		T	NAS334CFA6-5 BOLT (152) NOTE ACCESS DOOR 153 MUST BE REMOVED FIRST.
57R		T	NAS334CFA6-5 BOLT (154)
60L		LS	3MFR333CFA6 BOLT (31) 3MFR334CFA6 BOLT (2)
60R		RS	3MFR333CFA6 BOLT (31) 3MFR334CFA6 BOLT (2)
61		LS	AN509-41R13 SCREW (55)
62		RS	HINGED, QUICK RELEASE FASTENER (2)
63		LS	AN509-51R12 SCREW (2) AN509-41R13 SCREW (60)
64		RS	AN509-41R13 SCREW (84)
65		RS	AN509-51R12 SCREW (2) AN509-41R13 SCREW (60)

SEDR164-5
(4-7)

Aircraft External Access Doors - F-4K

DATE 20 February 1966

MCDONNELL

ST. LOUIS, MISSOURI

PAGE _____

REVISED _____

REPORT SEDR 164

REVISED _____

MODEL ~~SECRET~~ F-4K,
~~SECRET~~

DOOR NO.	EQUIPMENT	VIEW	DOOR FASTENERS
66 L & R		T	3MFR33CFA10 BOLT (8) 3MFR33CFA6 BOLT (7)
67 L & R		T	3MFR33CFA5 BOLT (12) 3MFR33CFA7 BOLT (3)
68		LS	3MFR509-10R12 SCREW (39)
69		LS	ANS09-10R10 SCREW (8)
70		LS	ANS09-10R9 SCREW (3)
72 L & R		B	FASTENER REQUIREMENTS ARE THE SAME AS FOR THE F-4B. REFER TO "ACCESS DOOR FASTENER PATTERNS."
75 L & R		B	HINGED, AIRLOC FASTENER (12)
76 L & R		B	HINGED, AIRLOC FASTENER (3)
81 L & R		B	HINGED, NO FASTENERS HYDRAULICALLY ACTUATED AUXILIARY ENGINE AIR DOOR.
83 L & R **		B	HINGED, AIRLOC FASTENER (29), NAS1306-15 BOLT (1), NAS1306-16 BOLT (1) NOTE 16 AIRLOC FASTENERS AND BOTH BOLTS ARE LOCATED BEHIND THE AFT MISSILE RACK (-16 BOLT LOCATED FORWARD AND -15 AFT). REFER TO NAVWEPS 01-245FDR-2-7, ARMAMENT HANDLING, FOR MISSILE RACK REMOVAL.
84 L & R		B	HINGED, AIRLOC FASTENER (5)
86 L & R **		B	FASTENER REQUIREMENTS ARE THE SAME AS FOR THE F-4J. REFER TO "ACCESS DOOR FASTENER PATTERNS."
87 L & R **		B	NAS1304-6W BOLT (19) * NAS584-6 BOLT (10)
88 L & R **		B	FASTENER REQUIREMENTS ARE THE SAME AS FOR THE F-4J. REFER TO "ACCESS DOOR FASTENER PATTERNS."
89 L & R		B	* 3MFR584-6 BOLT (39)
92 L & R **		B	HINGED, 32-321113-3 BOLT (3), QUICK RELEASE FASTENER (7)
95		B	* HT2145 BOLT (36) CAUTION USE ONLY HT3N5 BOLTS OR AUTHORIZED NON-MAGNETIC SUBSTITUTES.
96 L & R **		B	HINGED, 32-321113-3 BOLT (4), AIRLOC FASTENER (11)
100 L & R		T	ANS09-416R9 BOLT (1)
101 L & R **		T	FASTENER REQUIREMENTS ARE THE SAME AS FOR THE RF-4B. REFER TO "ACCESS DOOR FASTENER PATTERNS."

DOOR NO.	EQUIPMENT	VIEW	DOOR FASTENERS
102 L & R **		T	FASTENER REQUIREMENTS ARE THE SAME AS FOR THE F-4J. REFER TO "ACCESS DOOR FASTENER PATTERNS."
103 L & R		T	* NAS584-10 BOLT (19)
104 L & R		T	HINGED, ANS09-10R10 SCREW (6)
105 L & R		T	ANS09-10RB SCREW (6)
106		RS	QUICK RELEASE FASTENER (4)
107		LS	HINGED, MECHANICALLY ACTUATED DRAG CHUTE DOOR (32-32767 LATCH ASSY.)
108 L & R **		T	FASTENER REQUIREMENTS ARE THE SAME AS FOR THE F-4B. REFER TO "ACCESS DOOR FASTENER PATTERNS."
109 L & R **		T	FASTENER REQUIREMENTS ARE THE SAME AS FOR THE F-4B. REFER TO "ACCESS DOOR FASTENER PATTERNS."
110 L & R **		T	* NAS584-6 BOLT (1) * NAS583-5 BOLT (23)
111 L & R **		T	FASTENER REQUIREMENTS ARE THE SAME AS FOR THE RF-4B. REFER TO "ACCESS DOOR FASTENER PATTERNS."
112 L & R **		T	FASTENER REQUIREMENTS ARE THE SAME AS FOR THE F-4B. REFER TO "ACCESS DOOR FASTENER PATTERNS."
114 L & R		B	QUICK RELEASE FASTENER (8)
115 L & R		B	FASTENER REQUIREMENTS ARE THE SAME AS FOR THE F-4J. REFER TO "ACCESS DOOR FASTENER PATTERNS."
117 L & R		T	ANS09-10R13 SCREW (24) NAS33CFA5 BOLT (2)
118L		LS	9M142-400-5 ASSY. (1)
118R		RS	9M142-400-5 ASSY. (1)
119L		LS	9M142-400-5 ASSY. (1)
119R		RS	9M142-400-5 ASSY. (1)
122 L & R		B	ANS09-10R13 SCREW (59) ANS09-416R9 SCREW (1)
126		RS	HINGED, MECHANICAL LATCH
127L **		LS	3MFR509-10R13 SCREW (37)
127R **		RS	3MFR509-10R13 SCREW (37)
128L **		LS	3MFR509-416R17 SCREW (10) 3MFR509-10R13 SCREW (50)
128R **		RS	3MFR509-416R17 SCREW (10) 3MFR509-10R13 SCREW (50)
129 L & R		B	NAS33CFA10 BOLT (12)
131L		LS	9M142-181-5 ASSY. (1)

SEDR164-5
(5-7)

Aircraft External Access Doors - F-4K

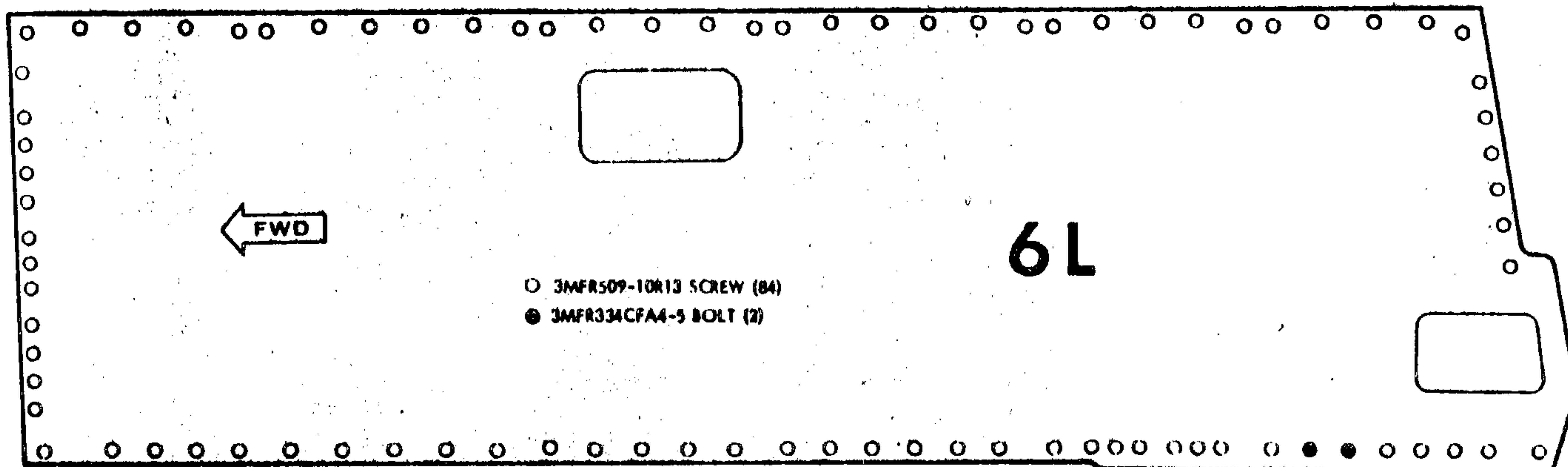
DATE 20 February 1966
 REVISED _____
 REVISED _____

MCDONNELL
 ST. LOUIS, MISSOURI

PAGE _____
 REPORT SEDR 164
 MODEL F-4K

DOOR NO.	EQUIPMENT	VIEW	DOOR FASTENERS
131R		RS	9M142-181-5 ASSY. (1)
132L ..		LS	*NAS1504-6W BOLT (38)
132R ..		RS	*NAS1504-6W BOLT (38)
133		LS	3MFR509-10R6 SCREW (12)
141 L & R ..		T & B	HINGED, *NAS584-10 BOLT (36) *NAS535-17 BOLT (16) CAUTION: REFER TO "ACCESS DOOR 141 L/R OPEN- ING PROCEDURE" TO PREVENT STRUCTURAL DAMAGE DURING OPENING OR CLOSING.
145		LS	*3MFR583-4 BOLT (25)
146L ..		LS	*3MFR1221-3-6 BOLT (43)
146R ..		RS	*3MFR1221-3-6 BOLT (43)
147L ..		LS	*3MFR1221-3-6P BOLT (95)
147R ..		RS	*3MFR1221-3-6P BOLT (95)

DOOR NO.	EQUIPMENT	VIEW	DOOR FASTENERS
148 L & R		T	SEE DETAIL C FOR FASTENERS AND PATTERN.
149 L & R		T	AN509-10R11 SCREW (4)
150L		LS	*3MFR1221-3-6P BOLT (35)
150R		RS	*3MFR1221-3-6P BOLT (35)
151L		LS	*3MFR1221-3-6P BOLT (30)
151R		RS	*3MFR1221-3-6P BOLT (30)
152		RS	9M142-350-5 ASSY. (1)
153		T	NAS334CFA6-5 BOLT (41)
154		LS	NAS333CFA6 BOLT (45) NAS334CFA6 BOLT (45)
156L		B	HINGED, QUICK RELEASE FASTENER (13)
156R		B	HINGED, QUICK RELEASE FASTENER (7)
157		B	HINGED, QUICK RELEASE FASTENER (5)
158 L & R		B	HINGED, QUICK RELEASE FASTENER (7)
159 L & R		B	HINGED, QUICK RELEASE FASTENER (10)



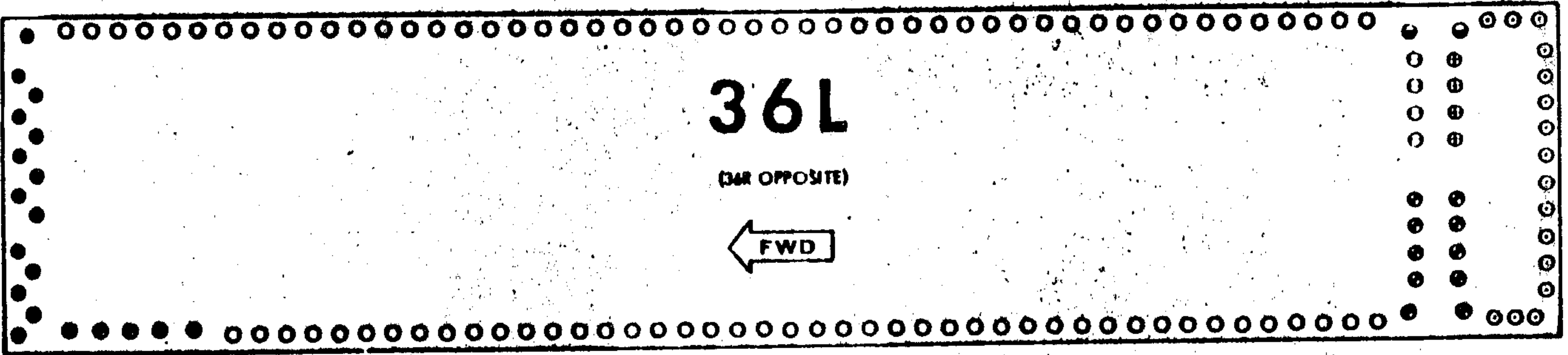
DETAIL A

Aircraft External Access Doors - F-4K

DATE 20 February 1968
REVISED _____
REVISED _____

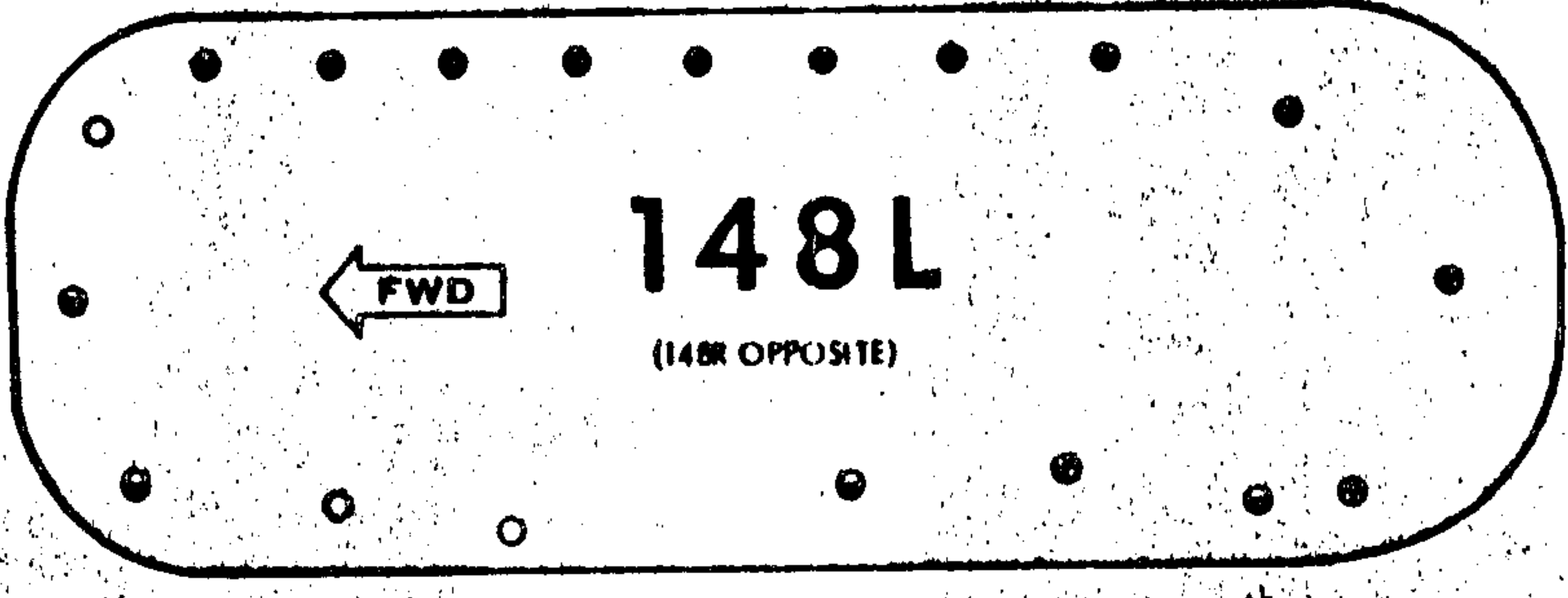
MCDONNELL
ST. LOUIS, MISSOURI

PAGE _____
REPORT SEDR 164
MODEL _____ F-4K,



- *3MFR1221-4-6P BOLT (94)
- *3MFR1221-5-14P BOLT (14)
- ⊙ *3MFR1221-5-6P BOLT (9)
- ⊙ *3MFR1221-3-21P BOLT (10)
- ⊙ *3MFR1221-3-13P BOLT (4)
- *3MFR1221-4-10P BOLT (2)
- ⊙ *3MFR1221-3-8P BOLT (16)

DETAIL B



- *3MFR1504-7 BOLT (3)
- *3MFR1504-10 BOLT (8)
- ⊙ *3MFR1504-12 BOLT (4)
- ⊙ *3MFR1504-15 BOLT (3)
- *3MFR1504-16 BOLT (1)

DETAIL C