


(PDF) The Stop Snoring and Sleep Apnea Program by Christian Goodman

Snoring and sleep apnea are not just inconveniences or minor annoyances; they are serious sleep disorders that can significantly impact health and quality of life. The Stop Snoring and Sleep Apnea Program is a comprehensive approach designed to tackle the root causes of these sleep disturbances. In this introduction, we will preview a journey that promises restful nights and rejuvenated days. Whether alone or with a partner, the transition to silent nights is closer than you might think. Embark on a new chapter of tranquil sleep with The Stop Snoring and Sleep Apnea Program.

[CLICK HERE - OFFICIAL WEBSITE \(24 HRS OFFER\)](#)



What is snoring?

Basic Definition

Snoring is a common condition that occurs when air flows past relaxed tissues in your throat, causing the tissues to vibrate as you breathe. These vibrations create the familiar snoring sound.

Prevalence

It affects both genders and all ages but is most prevalent in men and those who are overweight, and it tends to worsen with age.

Potential Disruption

Beyond being a noise issue, snoring can disrupt sleep patterns and deprive both the snorer and their sleeping partners of restful sleep.

Variable Intensity

While it can be mild and not cause significant health issues, persistent, loud snoring may be a sign of a more serious condition like obstructive sleep apnea.

[CLICK HERE TO CHECK DISCOUNTED PRICE \(24HRS LIMITED OFFER\)](#)

Understanding sleep apnea

▼ What is Sleep Apnea?


Sleep apnea is a disorder characterized by pauses in breathing or periods of shallow breathing during sleep. Each pause can last from a few seconds to minutes, and they often occur multiple times a night.

▼ Types of Sleep Apnea

- Obstructive Sleep Apnea (OSA): Caused by a blockage of the airway, typically when the soft tissue in the back of the throat collapses during sleep.
- Central Sleep Apnea: Involves the brain not sending proper signals to the muscles that control breathing.
- Complex Sleep Apnea Syndrome: A combination of both obstructive and central sleep apnea.

▼ Health Consequences

If left untreated, sleep apnea can result in a number of health issues, including high blood pressure, chronic heart failure, atrial fibrillation, stroke, and other cardiovascular problems.



[CLICK HERE TO CHECK DISCOUNTED PRICE \(24HRS LIMITED OFFER\)](#)

The impact of snoring and sleep apnea on health

1

Sleep Loss

Chronic snoring and sleep apnea lead to frequent awakenings at night, fragmenting sleep and preventing deep restorative stages. This can cause excessive daytime sleepiness, fatigue, and irritability.

2

Cardiovascular Strain

The strain of repeatedly waking up to breathe correctly places stress on the heart, increasing the risk of heart-related conditions over time.

3

Mental Well-Being

Lack of sleep negatively affects mental health, contributing to mood swings, depression, and anxiety, as well as decreased performance at work or school.

4

Metabolic Impact

Poor sleep is linked to metabolic issues such as insulin resistance, glucose intolerance, and even the development of type 2 diabetes.

Common causes of snoring and sleep apnea

Physical Traits


Factors such as a narrow airway, enlarged tonsils, or adenoids can contribute to snoring and sleep apnea. Even the shape of one's palate or chin can play a role.

Lifestyle Choices

Obesity, alcohol consumption, smoking, and sedatives use are significant risk factors that increase the likelihood of snoring and sleep apnea.

Physiological Conditions

Conditions like hypothyroidism, allergies, and sinus problems can also cause or exacerbate snoring and sleep apnea. Even sleeping positions can affect breathing patterns at night.



[CLICK HERE TO CHECK DISCOUNTED PRICE \(24HRS LIMITED OFFER\)](#)



The Stop Snoring and Sleep Apnea Program: How it works

1

Personal Assessment

The program starts with an in-depth personal assessment to understand the severity of the snoring and potential causes, using questionnaires and sleep diaries.

2

Tailored Plan

Based on the assessment results, a customized plan is developed that includes exercises, lifestyle adjustments, and other recommendations designed specifically for each participant.

3

Support and Follow-Up

Participants receive ongoing support throughout the program, with progress tracking and adjustments to the plan as needed to ensure the best possible outcomes.

Benefits of The Stop Snoring and Sleep Apnea Program

1 Improved Sleep Quality

Participants experience more restful sleep with fewer interruptions, leading to greater overall health and energy levels.

2 Better Health Outcomes

By managing snoring and sleep apnea, users of the program often see improvements in their cardiovascular health and reduction in daytime fatigue.

3 Enhanced Relationships

The reduction in snoring contributes to a quieter sleep environment, often resulting in improved relationships with partners.

4 Personalized Approach

The program's individualized plans mean more focused treatments and exercises that address personal needs, leading to higher success rates.

[CLICK HERE TO CHECK DISCOUNTED PRICE \(24HRS LIMITED OFFER\)](#)

Testimonials from satisfied customers

1

Life-Changing Results

"After years of struggling with snoring, this program has finally given me peace. I wake up feeling refreshed and full of energy!"

2

Relationship Saver

"My partner and I can finally share a bed again without any disturbances. The Stop Snoring and Sleep Apnea Program has brought us closer."

3

Noticeable Improvement

"I never realized how much snoring affected my life until I started this program. Now, I'm more focused at work and happier overall."



Frequently asked questions about the program

▼ How quickly will I see results?

Many participants notice improvements within the first few weeks, but the time frame can vary depending on the individual's condition and adherence to the program.

▼ Do I need any special equipment?

No special equipment is required to participate in the program. It focuses on exercises and lifestyle changes that can be implemented with no additional costs.

▼ Can the program replace my CPAP machine?

While the program can significantly improve snoring and sleep apnea symptoms, it's essential to consult a healthcare professional before making any changes to prescribed treatments like CPAP.

The
Stop
Snoring
and
Sleep
Apnea
Program



How to get started with The Stop Snoring and Sleep Apnea Program

[SIGN UP NOW](#)

[LEARN MORE](#)

To begin the journey toward restful sleep, start by signing up for the program through the official website. After registration, you'll be guided through an initial assessment to gauge the severity of your snoring and sleep apnea. The program's intuitive platform makes it easy to understand and engage with the materials and exercises. With a spirit of commitment and openness to change, you're taking the first step towards reclaiming the nights and energizing your days.

Step 1: Assessing your snoring and sleep apnea symptoms



1

Self-Evaluation

Keep a sleep journal, note incidents of snoring, breathing difficulties, and sleep disturbances to determine patterns and severity.

2

Professional Diagnosis

Seek a professional diagnosis, which may involve sleep studies or home tests to accurately assess and define conditions like sleep apnea.

3

Program Integration

Utilize the program's resources and tools to analyze the collected data, providing a foundation for a tailored treatment plan.

Step 2: Understanding your sleep patterns

Recording Patterns


Analyze sleep logs and questionnaires to identify disruption patterns, such as times of snoring and wakefulness.

Identifying Sleep Phases

Understand which sleep phases are affected the most, including REM and deep sleep which are crucial for restorative rest.

External Factors

Look into external factors that may influence sleep quality, like room temperature, mattress comfort, and noise levels.



Step 3: Implementing lifestyle changes for better sleep

1 Weight Management

Achieve a healthier weight through better nutrition and exercise, which can alleviate pressure on the throat and improve breathing passages.

2 Limiting Intake

Limit alcohol and sedative use before bedtime to prevent excessive relaxation of throat muscles, which exacerbates snoring and sleep apnea.

3 Optimizing Sleep Environment

Create a conducive sleep environment by minimizing noise and light, and ensuring your bedroom is cool and comfortable.

4 Positional Therapy

Explore positional therapy which involves sleeping on your side rather than your back to reduce snoring frequency and severity.

[CLICK HERE TO CHECK DISCOUNTED PRICE \(24HRS LIMITED OFFER\)](#)

Step 4: Using specialized exercises to strengthen airway muscles

1

Tongue Stretches

Perform exercises that stretch and strengthen the tongue, reducing its tendency to collapse and obstruct the airway during sleep.

2

Jaw Exercises

Strengthen the jaw muscles with specific exercises that can help keep the airway open while sleeping.

3

Throat Exercises

Engage in vocal exercises designed to tone the soft palate and throat muscles, which can help minimize snoring sounds.

Step 5: Incorporating relaxation techniques for improved sleep

Mindfulness Meditation

Regular mindfulness meditation can reduce stress and calm the mind, leading to a smoother transition to sleep and reduced nighttime awakenings.

Breathing Exercises

Practicing breathing techniques can improve diaphragmatic strength and stability, supporting better sleep quality.

Progressive Muscle Relaxation

Learn and apply progressive muscle relaxation before bedtime, systematically tensing and relaxing muscle groups to release tension and prepare for sleep.

Step 6: Monitoring progress and adjusting the program

1

Regular Check-ins

Structured check-ins help track progress in the program, allowing one to celebrate successes and identify areas for improvement.

2


Adjusting Techniques

If some strategies or exercises are not as effective, adjustments can be made for more personalized care and better results.

3

Long-Term Adaptation

Longevity is key in any health program. Adjustments ensure the techniques remain effective and sustainable over time.



Customers

Society

Tips for success with The Stop Snoring and Sleep Apnea Program

1 Consistency is Key

Incorporate routines from the program into your daily schedule and be consistent with exercises and lifestyle adjustments.

2 Maintain Accountability

Whether you keep a personal diary or involve a partner, staying accountable helps maintain motivation and track progress.

3 Stay Open to Change

Every journey has its hurdles. Stay flexible and willing to make necessary changes to the approach as you learn what works best for you.

[CLICK HERE TO CHECK DISCOUNTED PRICE \(24HRS LIMITED OFFER\)](#)

Shareholders

Economic



Additional resources for managing snoring and sleep apnea

▼ Online Communities and Forums

Joining online communities can provide support and insight from others who have dealt with similar sleep issues.

▼ Educational Material

Books, articles, and videos on sleep health can offer a deeper understanding of snoring and sleep apnea and additional methods for management.

▼ Professional Counseling

Sometimes, the assistance of healthcare professionals like sleep therapists can guide you through personalized treatment options.

The importance of consulting a healthcare professional

Expert Diagnosis

A healthcare professional can provide a precise diagnosis, ensuring that any underlying conditions contributing to snoring or sleep apnea are identified and addressed.


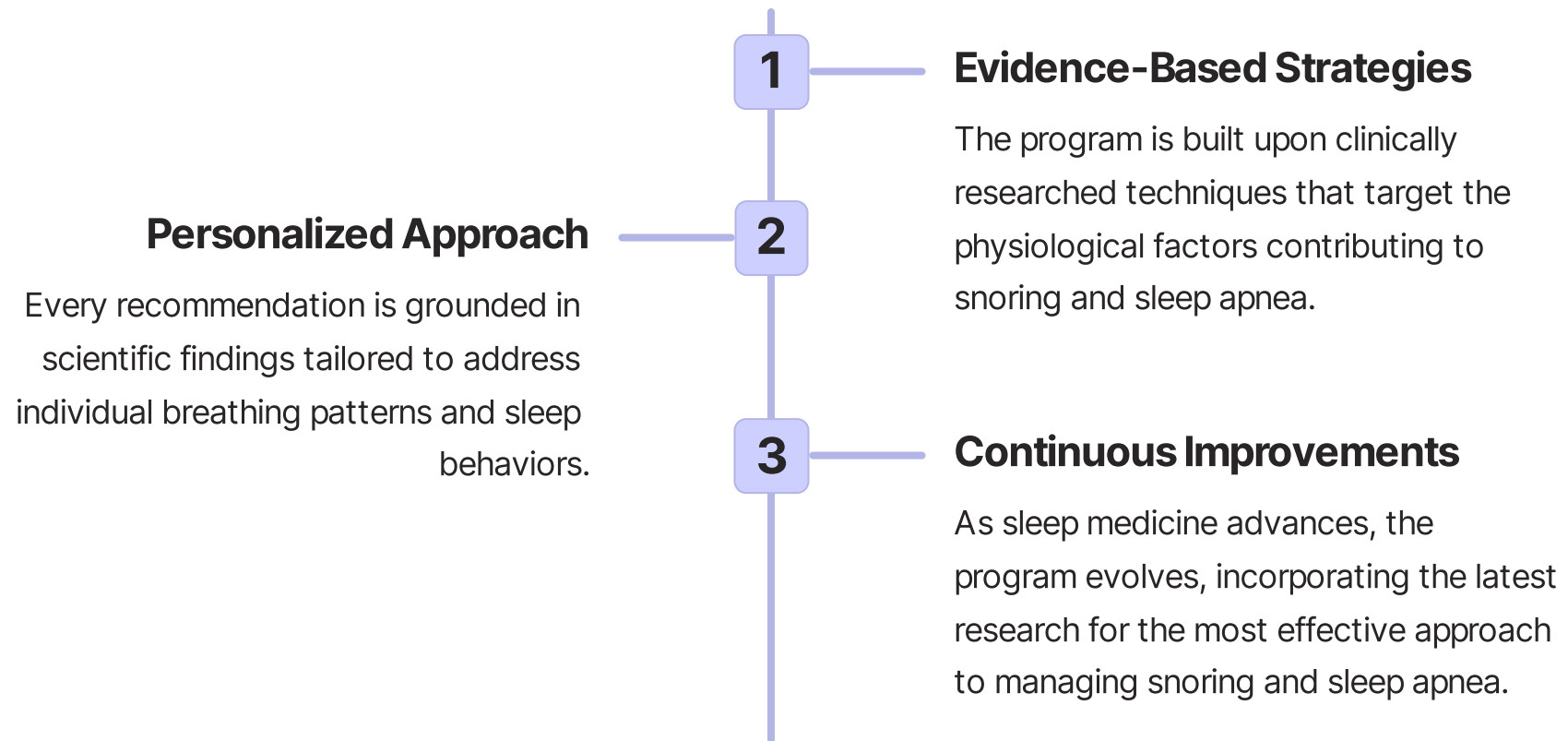
Integrated Treatment Plans

Doctors can offer integrated treatment plans, combining elements of The Stop Snoring and Sleep Apnea Program with medical interventions when necessary.

Safe Practice

Guidance from healthcare professionals ensures that the chosen treatment approach is safe and suitable for your specific health needs.

The science behind The Stop Snoring and Sleep Apnea Program



[CLICK HERE TO CHECK DISCOUNTED PRICE \(24HRS LIMITED OFFER\)](#)