



**Welcome  
to class**

T.

2

WE CAN!

Unit 1

كتاب ثاني وثالث

Unit 8

كتاب رابع وخامس

**workbook**

**2nd & 3rd Grade**


**Pages 39 , 40**





**workbook**

**4th & 5th Grade**

**Pages 179 , 180**



**READY?**





**1** Listen, point, and practice.

**A** Hello.

**B** Welcome to our house. Would you like to come in?

**A** Yes, please.

**B** I'll show you around.

**A** Thanks.

**B** This is the living room.

## 2 Write the words.



1.

This is our b e d r o o m.



2.

This is our b a t h r o o m.



3.

This is our K i t c h e n.



4.

This is our L i v i n g r o o m.

### Hint Words

living room

bathroom

kitchen

bedroom

1 Listen and write.



1. F r o n t door



2. D i n i n g room



3. B a t h room



4. B e d room

5. L i v i n g room

6. K i t c h e n

7. B a c k door



Hint Words

front door

kitchen

bathroom

living room

dining room

bedroom

back door

**workbook**

**2nd & 3rd Grade**


**Pages 41 , 42**




**workbook**

**4th & 5th Grade**

**Pages 181 , 182**



**READY?**





1 Listen and chant. Trace.



**Where's Ali?**

**In the bathroom.**



**Where's Mom?**

**In the kitchen.**



**Where's Ali?**

**In the dining room.**



**Where's Ali?**

**In the yard.**



**Where's the boy?**

**In the bedroom.**



2 Write the missing words.



A mouse is under  
the bed!

1 Listen and practice. Trace.



Where's Ali?

He's in the bathroom.



Where's Mom?

She's in the kitchen.



Where's Ali?

He's in the dining room.



Where's the boy?

In the bedroom.



**2 Write.**

1. Where's Mom?

She's

in the kitchen.

2. Where's Ali?

He's

in the bathroom.

**Hint Words**

He's

She's

**workbook**

**2nd & 3rd Grade**


**Pages 43 , 44**





**workbook**

**4th & 5th Grade**

**Pages 183 , 184**



**READY?**





**1 Listen and practice.**



**2** Unscramble the words. Write. Draw lines and match.

1. r a i c h

chair

2. b u p c d a o r

cupboard

3. d i r e g f

fridge

4. e a l b t

table



a.



b.



c.



d.

**Hint Words**

fridge

chair

cupboard

table

**1** Listen and play.



on



in



under




next to



behind

**2** Listen and practice. Trace.




on



under



next to



in



behind



**workbook**

**2nd & 3rd Grade**


**Pages 45 , 46**





**workbook**

**4th & 5th Grade**

**Pages 185 , 186**



**READY?**



1 Listen and spell. Copy.

1. ox o - x

ox o - x

2. box b - o - x

box b - o - x

3. fun f - u - n

fun f - u - n

4. sun s - u - n

sun s - u - n

5. hot h - o - t

hot h - o - t

6. not n - o - t

not n - o - t



2

Write two words in each house.

1.      - o t

dot

hot

2.      - u n

fun

run

3.      - o x

box

fox



1

Listen and read.

No.1		No.2	
dot	ox	nut	sun
not	fox	but	fun
hot	box	cut	run

**2** Draw lines and connect the family words.

